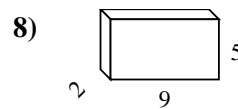
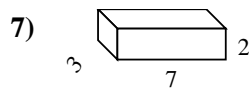
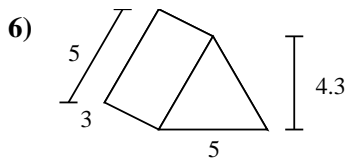
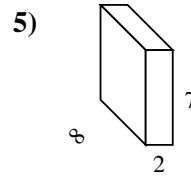
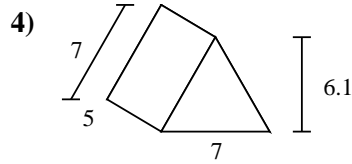
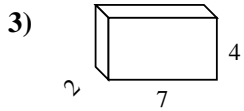
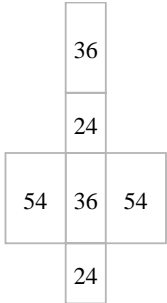
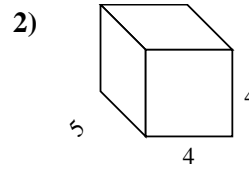
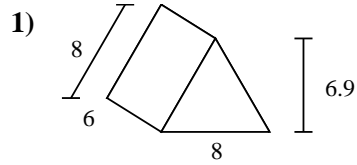
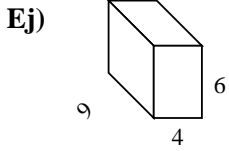




Encuentra el área de las superficies de cada figura.



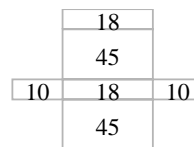
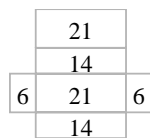
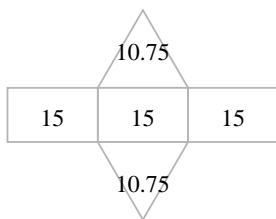
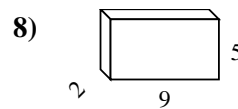
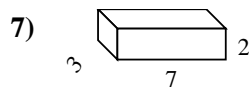
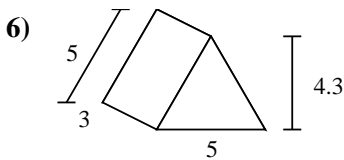
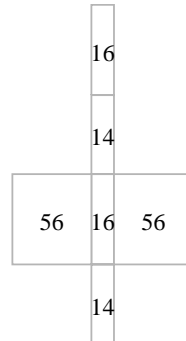
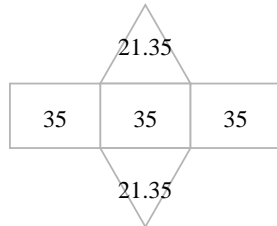
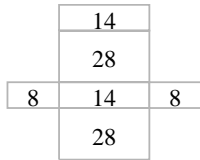
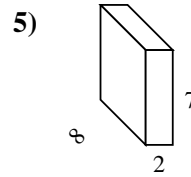
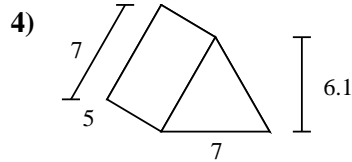
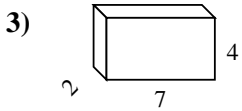
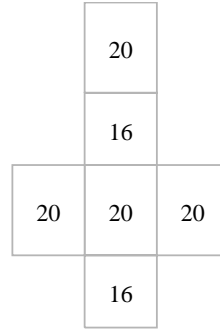
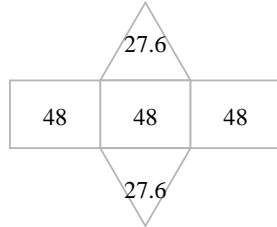
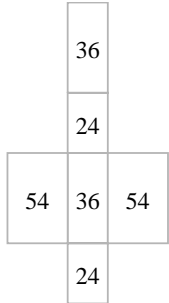
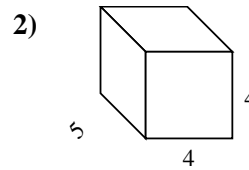
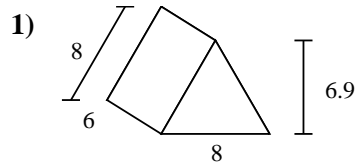
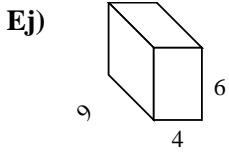
Respuestas

Ej. 228 cm²

- 1. _____
- 2. _____
- 3. _____
- 4. _____
- 5. _____
- 6. _____
- 7. _____
- 8. _____



Encuentra el área de las superficies de cada figura.



Respuestas

Ej. 228 cm²

1. 199.2 cm²

2. 112 cm²

3. 100 cm²

4. 147.7 cm²

5. 172 cm²

6. 66.5 cm²

7. 82 cm²

8. 146 cm²