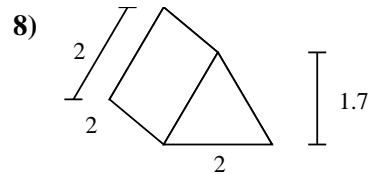
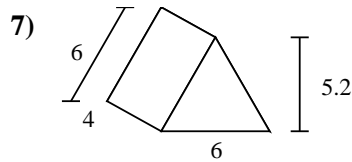
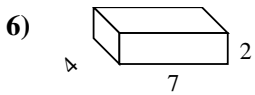
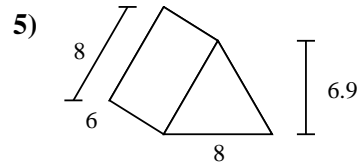
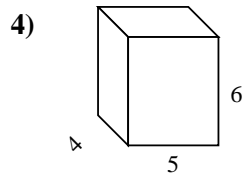
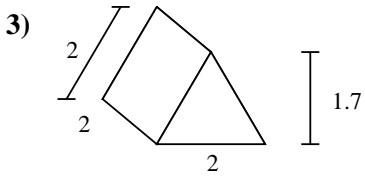
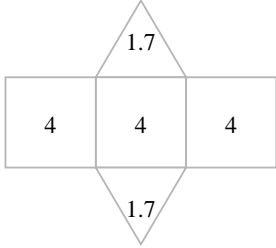
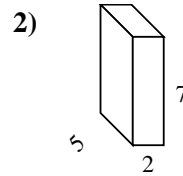
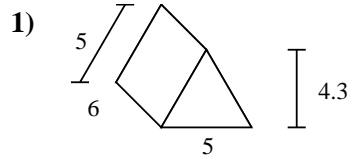
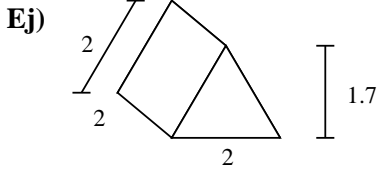




Encuentra el área de las superficies de cada figura.



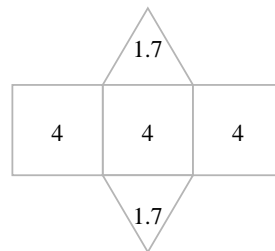
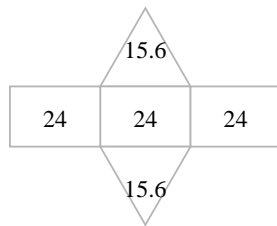
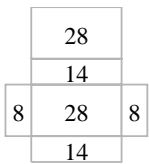
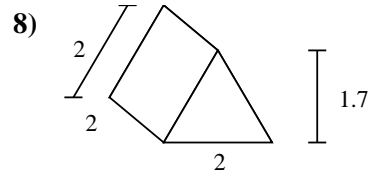
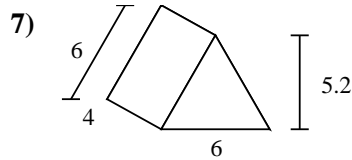
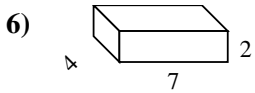
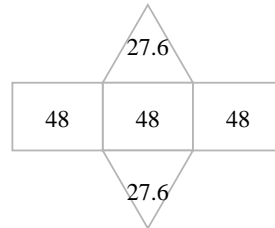
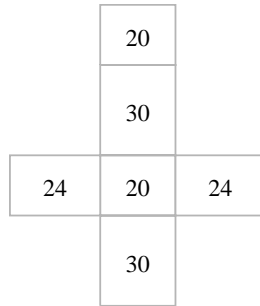
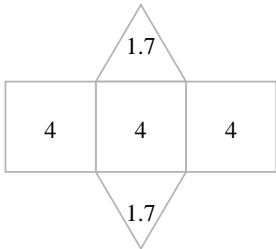
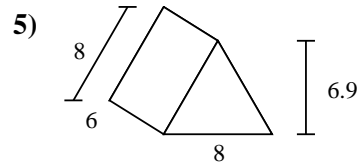
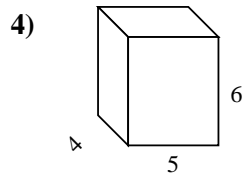
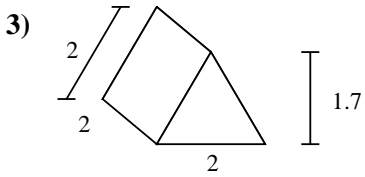
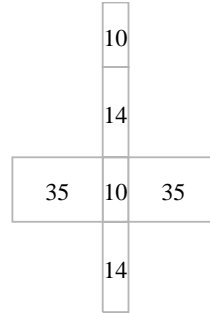
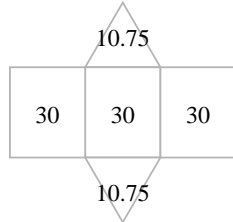
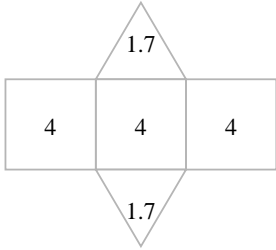
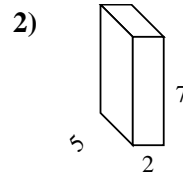
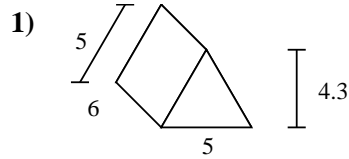
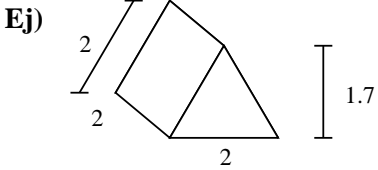
**Respuestas**

Ej. 15.4 cm<sup>2</sup>

- 1. \_\_\_\_\_
- 2. \_\_\_\_\_
- 3. \_\_\_\_\_
- 4. \_\_\_\_\_
- 5. \_\_\_\_\_
- 6. \_\_\_\_\_
- 7. \_\_\_\_\_
- 8. \_\_\_\_\_



Encuentra el área de las superficies de cada figura.



**Respuestas**

Ej. 15.4 cm<sup>2</sup>

1. 111.5 cm<sup>2</sup>

2. 118 cm<sup>2</sup>

3. 15.4 cm<sup>2</sup>

4. 148 cm<sup>2</sup>

5. 199.2 cm<sup>2</sup>

6. 100 cm<sup>2</sup>

7. 103.2 cm<sup>2</sup>

8. 15.4 cm<sup>2</sup>