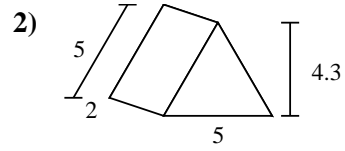
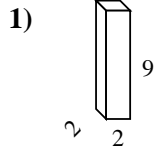
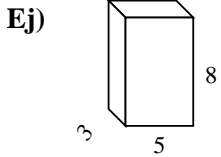




Encuentra el área de las superficies de cada figura.



Respuestas

Ej. 158 cm²

1. _____

2. _____

3. _____

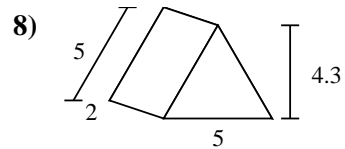
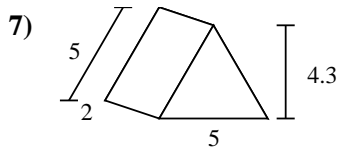
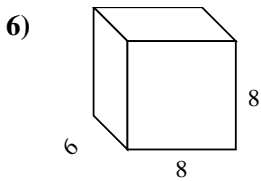
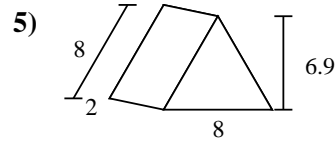
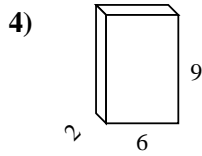
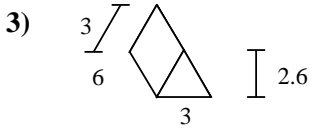
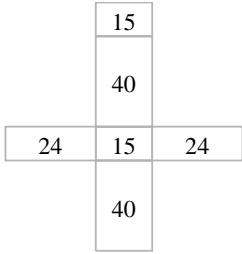
4. _____

5. _____

6. _____

7. _____

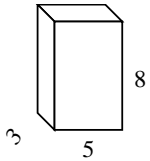
8. _____



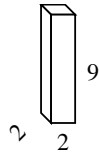


Encuentra el área de las superficies de cada figura.

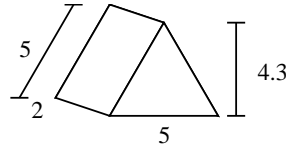
Ej)



1)



2)



Respuestas

Ej. 158 cm²

1. 80 cm²

2. 51.5 cm²

3. 61.8 cm²

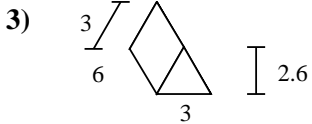
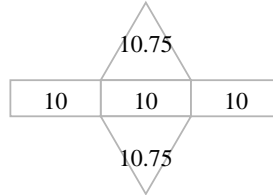
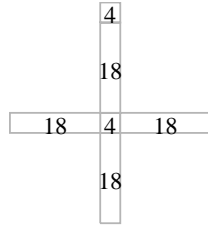
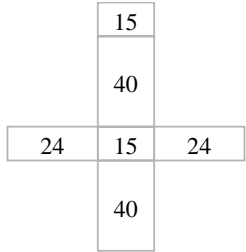
4. 168 cm²

5. 103.2 cm²

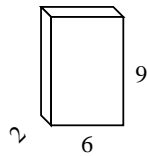
6. 320 cm²

7. 51.5 cm²

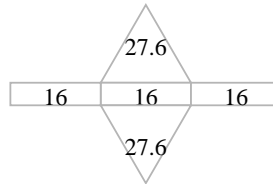
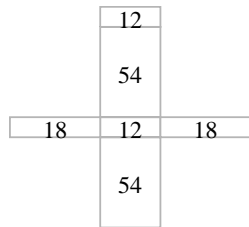
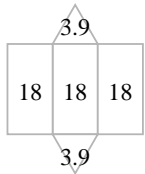
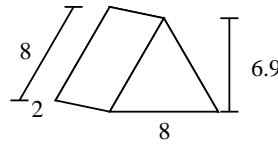
8. 51.5 cm²



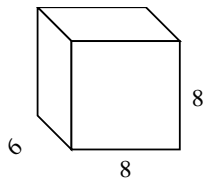
4)



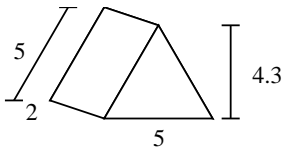
5)



6)



7)



8)

