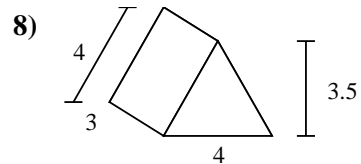
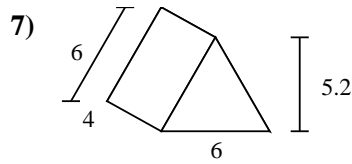
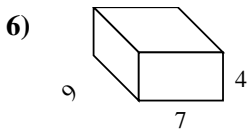
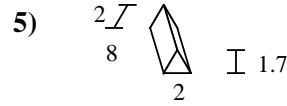
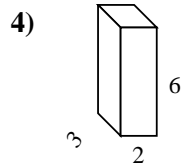
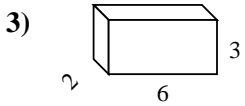
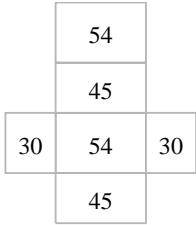
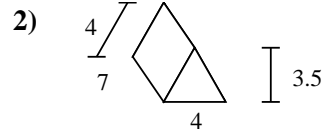
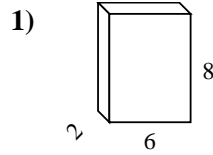
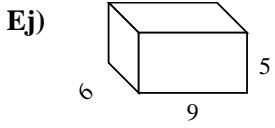




Encuentra el área de las superficies de cada figura.



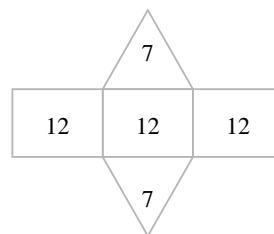
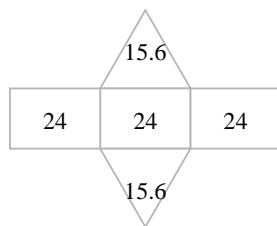
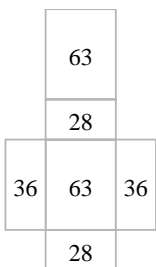
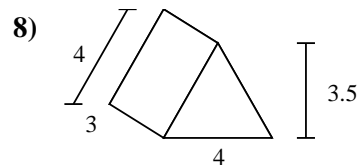
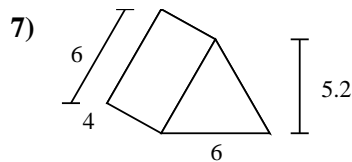
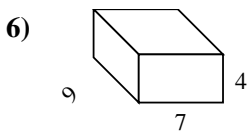

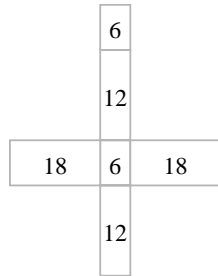
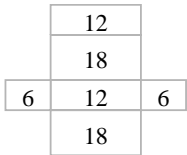
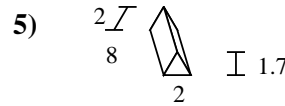
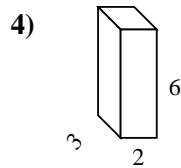
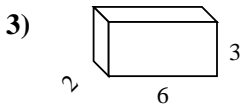
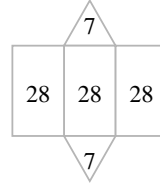
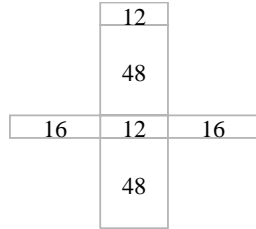
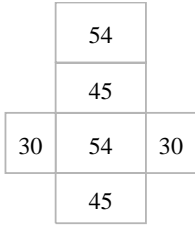
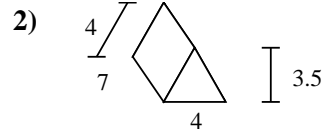
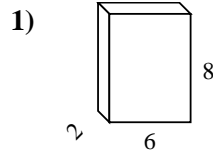
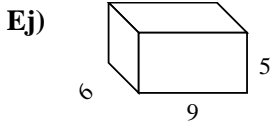
Respuestas

Ej. 258 cm²

- 1. _____
- 2. _____
- 3. _____
- 4. _____
- 5. _____
- 6. _____
- 7. _____
- 8. _____



Encuentra el área de las superficies de cada figura.



Respuestas

Ej. 258 cm²

1. 152 cm²

2. 98 cm²

3. 72 cm²

4. 72 cm²

5. 51.4 cm²

6. 254 cm²

7. 103.2 cm²

8. 50 cm²