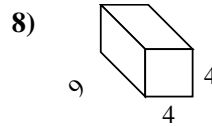
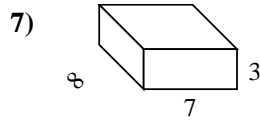
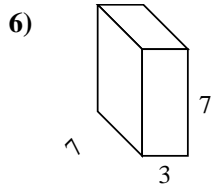
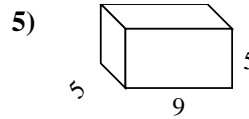
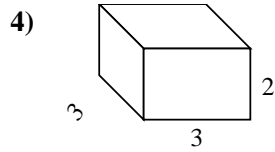
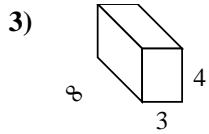
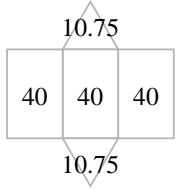
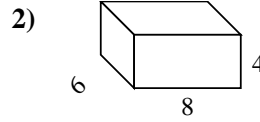
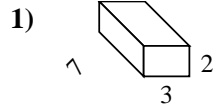
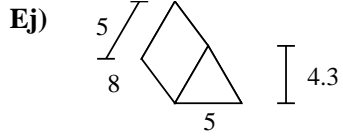




Encuentra el área de las superficies de cada figura.



Respuestas

Ej. 141.5 cm²

1. _____

2. _____

3. _____

4. _____

5. _____

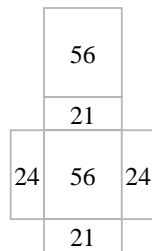
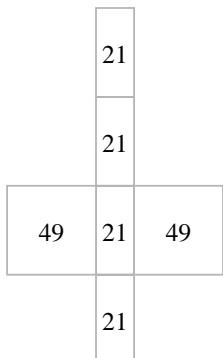
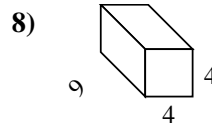
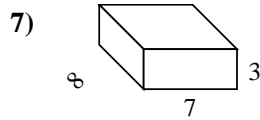
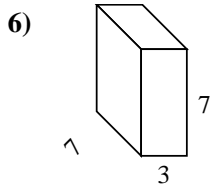
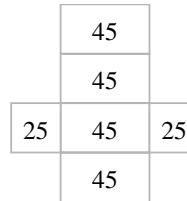
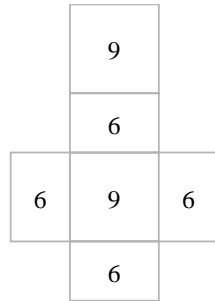
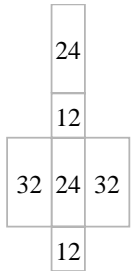
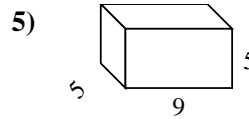
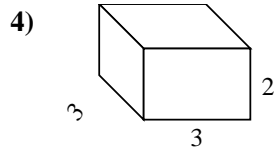
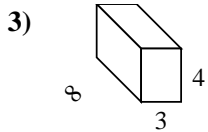
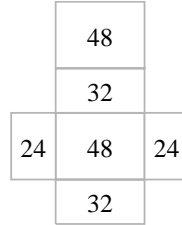
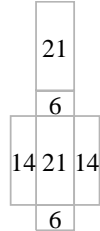
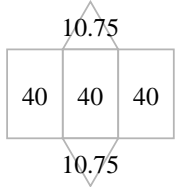
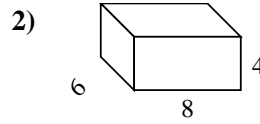
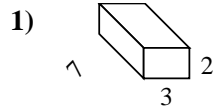
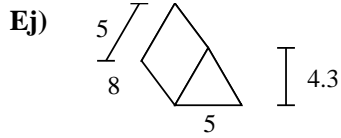
6. _____

7. _____

8. _____



Encuentra el área de las superficies de cada figura.



Respuestas

Ej. 141.5 cm²

1. 82 cm²

2. 208 cm²

3. 136 cm²

4. 42 cm²

5. 230 cm²

6. 182 cm²

7. 202 cm²

8. 176 cm²