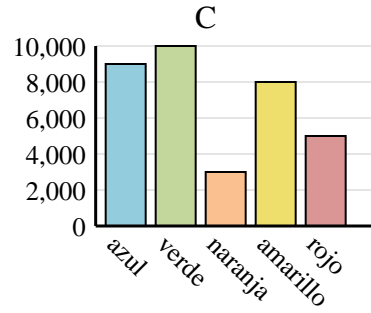
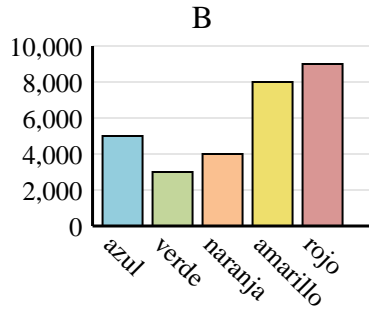
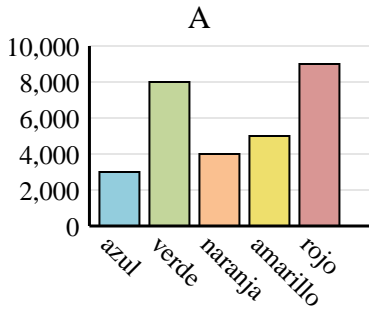




Determina cuál gráfica (A,B o C) representa mejor la información en la tabla.

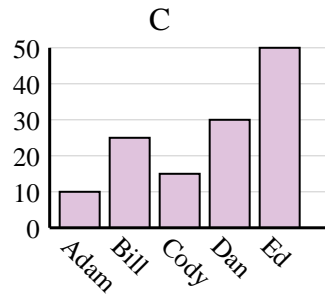
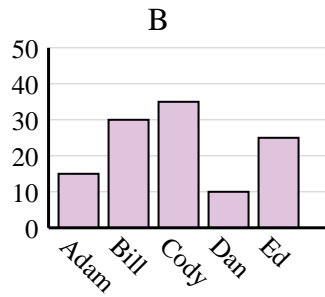
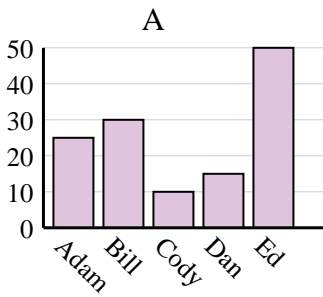
Respuestas

1) Color favorito	azul	verde	naranja	amarillo	rojo
Personas	3,000	8,000	4,000	5,000	9,000

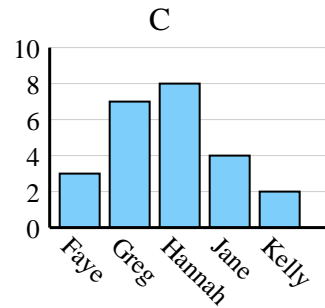
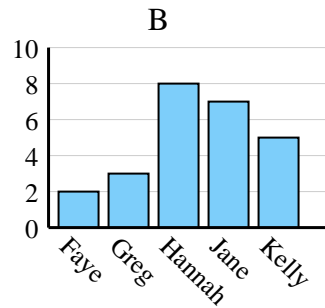
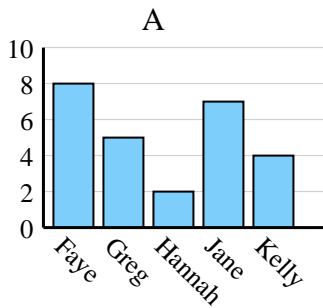


1. _____
2. _____
3. _____
4. _____

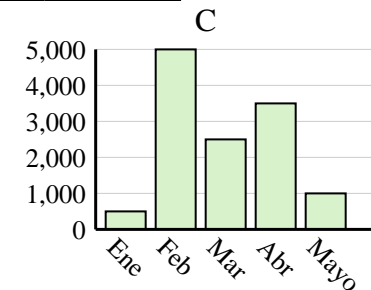
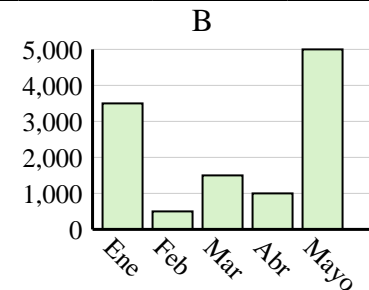
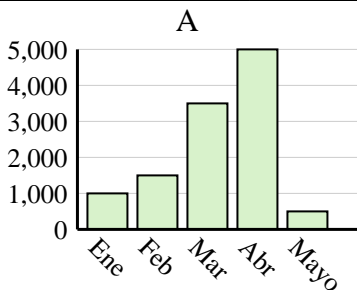
2) Nombre	Adam	Bill	Cody	Dan	Ed
Puntos	10	25	15	30	50



3) Nombre	Faye	Greg	Hannah	Jane	Kelly
Estados en que ha vivido	3	7	8	4	2



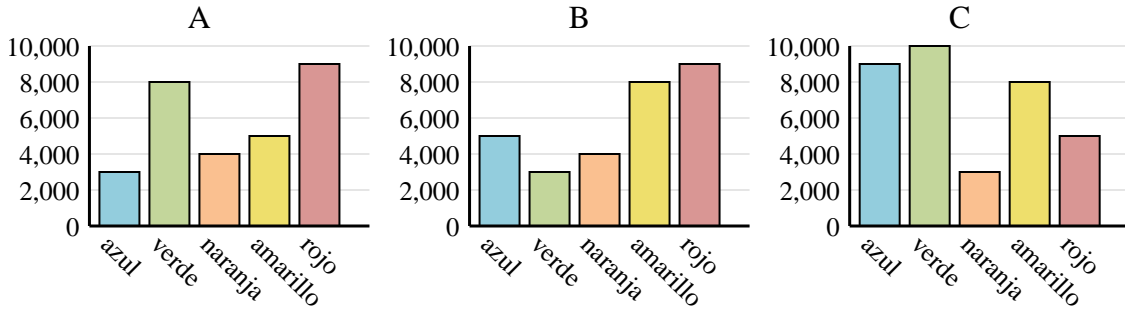
4) Ventas	Ene	Feb	Mar	Abr	Mayo
Mes	1,000	1,500	3,500	5,000	500



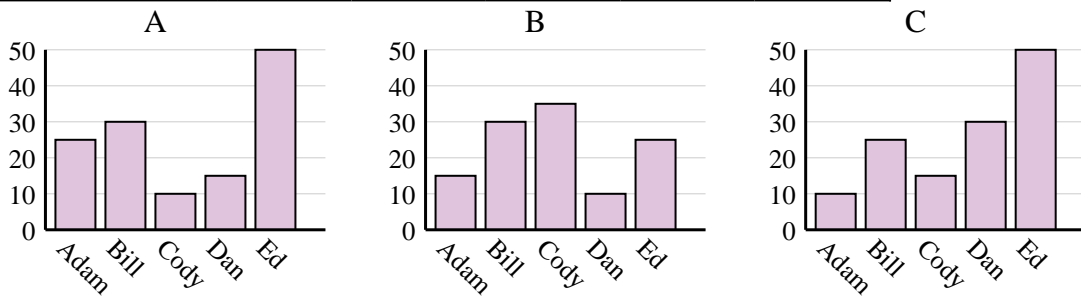


Determina cuál gráfica (A,B o C) representa mejor la información en la tabla.

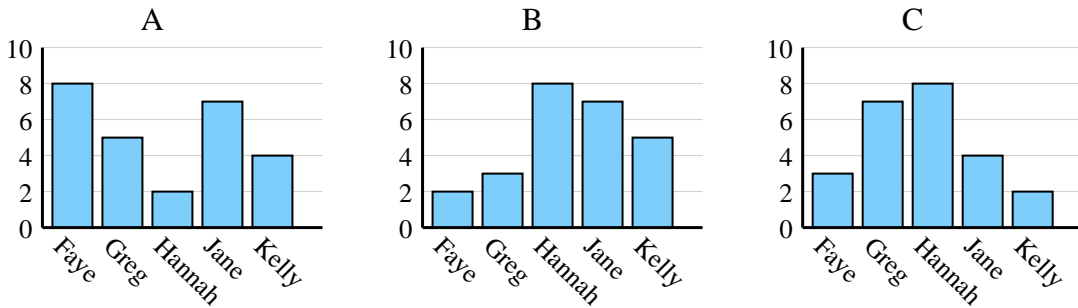
1)	Color favorito	azul	verde	naranja	amarillo	rojo
	Personas	3,000	8,000	4,000	5,000	9,000



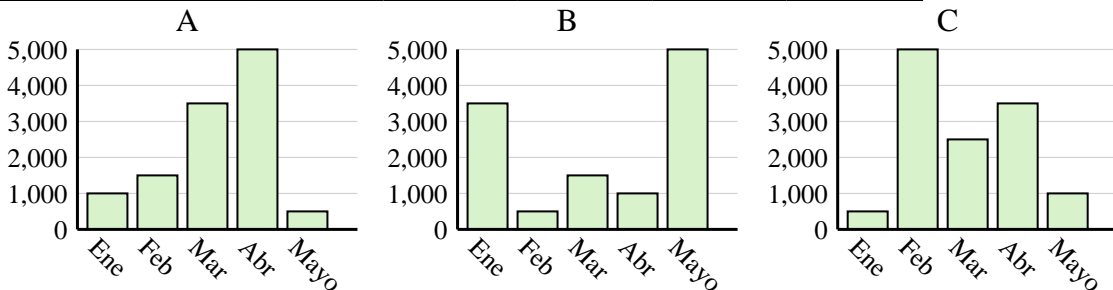
2)	Nombre	Adam	Bill	Cody	Dan	Ed
	Puntos	10	25	15	30	50



3)	Nombre	Faye	Greg	Hannah	Jane	Kelly
	Estados en que ha vivido	3	7	8	4	2



4)	Ventas	Ene	Feb	Mar	Abr	Mayo
	Mes	1,000	1,500	3,500	5,000	500



Respuestas

1. **A**
2. **C**
3. **C**
4. **A**