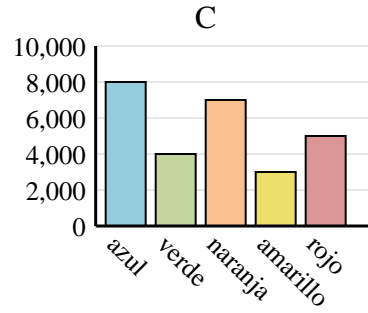
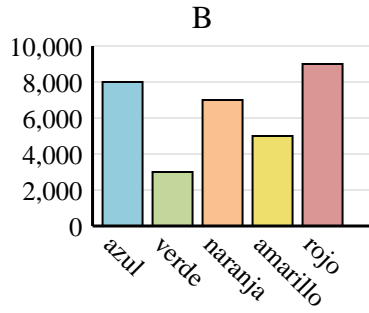
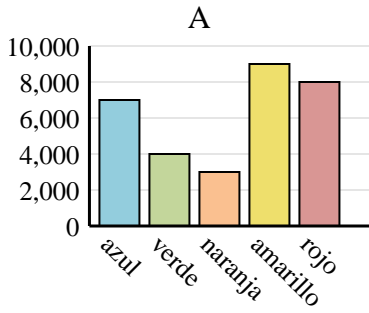




Determina cuál gráfica (A,B o C) representa mejor la información en la tabla.

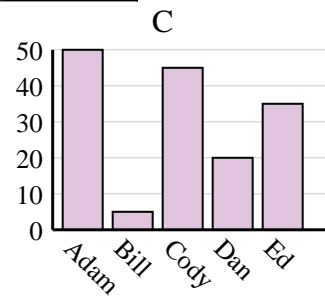
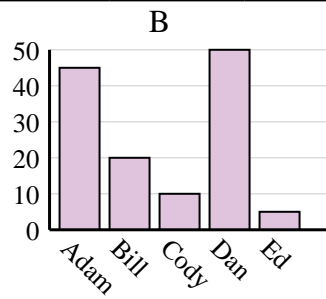
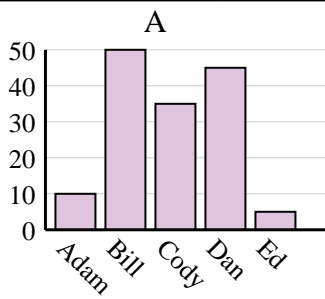
Respuestas

1) Color favorito	azul	verde	naranja	amarillo	rojo
Personas	8,000	3,000	7,000	5,000	9,000

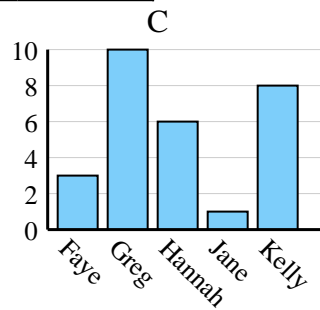
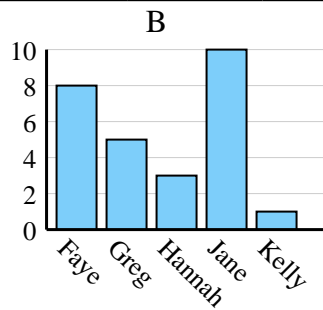
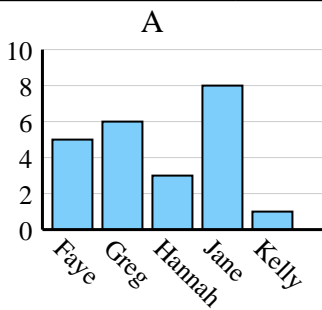


1. _____
2. _____
3. _____
4. _____

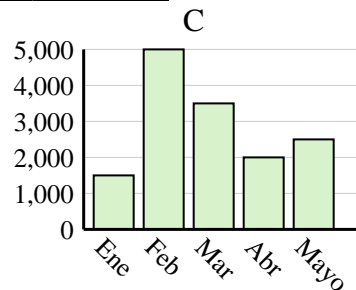
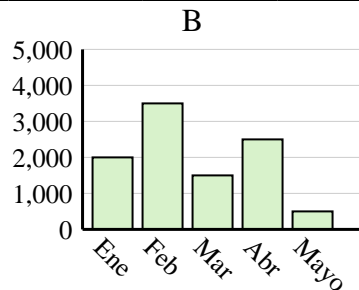
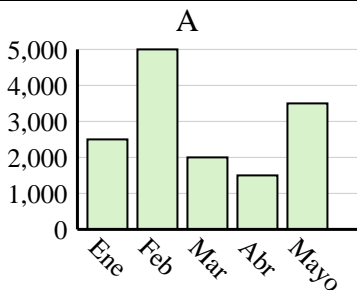
2) Nombre	Adam	Bill	Cody	Dan	Ed
Puntos	50	5	45	20	35



3) Nombre	Faye	Greg	Hannah	Jane	Kelly
Estados en que ha vivido	3	10	6	1	8



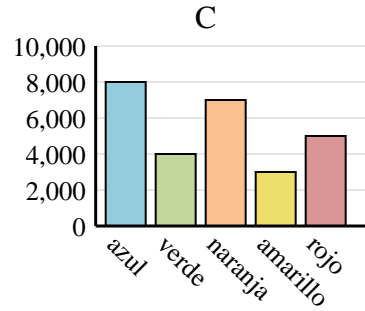
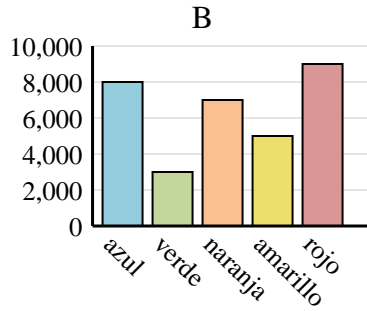
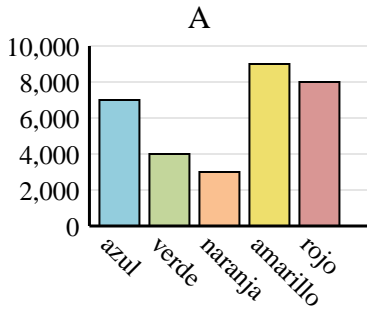
4) Ventas	Ene	Feb	Mar	Abr	Mayo
Mes	2,000	3,500	1,500	2,500	500



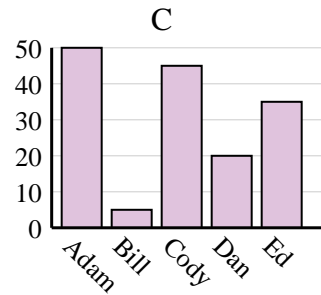
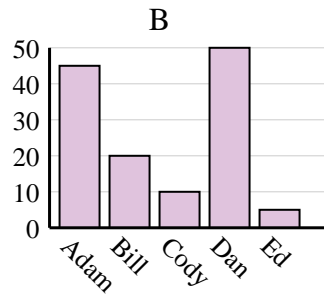
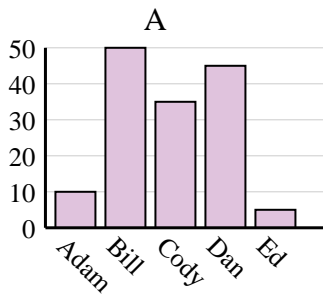


Determina cuál gráfica (A,B o C) representa mejor la información en la tabla.

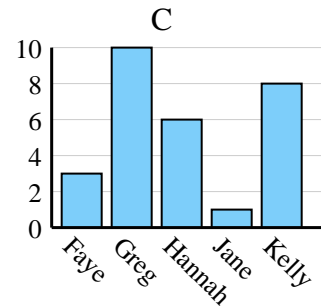
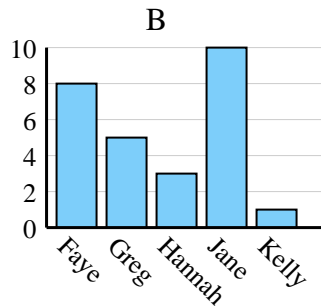
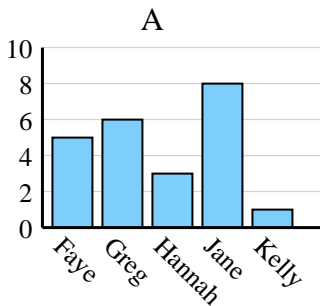
1)	Color favorito	azul	verde	naranja	amarillo	rojo
	Personas	8,000	3,000	7,000	5,000	9,000



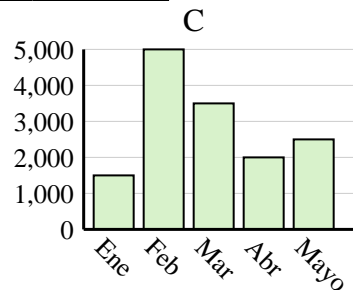
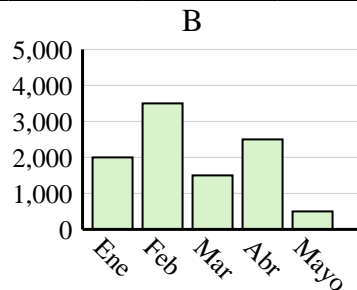
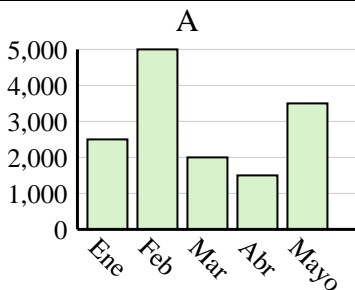
2)	Nombre	Adam	Bill	Cody	Dan	Ed
	Puntos	50	5	45	20	35



3)	Nombre	Faye	Greg	Hannah	Jane	Kelly
	Estados en que ha vivido	3	10	6	1	8



4)	Ventas	Ene	Feb	Mar	Abr	Mayo
	Mes	2,000	3,500	1,500	2,500	500

**Respuestas**

1. **B**
2. **C**
3. **C**
4. **B**