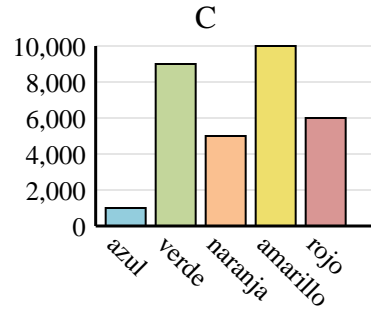
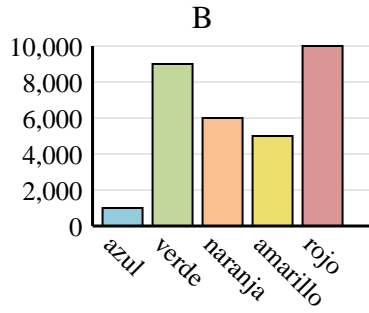
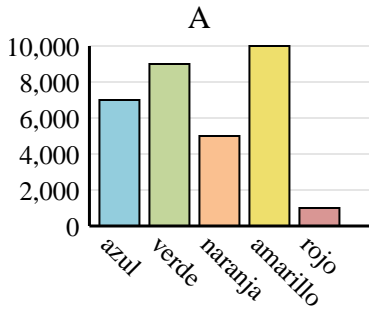




Determina cuál gráfica (A,B o C) representa mejor la información en la tabla.

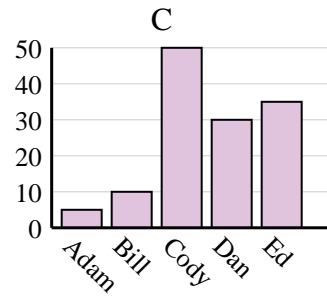
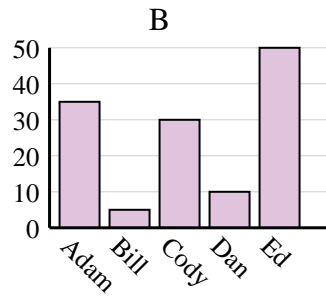
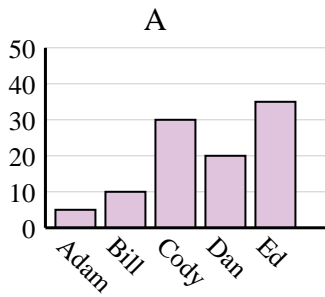
Respuestas

1)	Color favorito	azul	verde	naranja	amarillo	rojo
	Personas	7,000	9,000	5,000	10,000	1,000

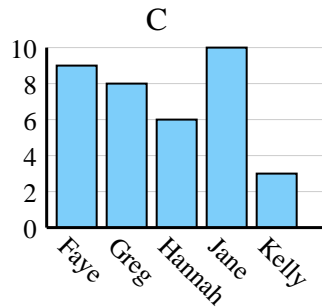
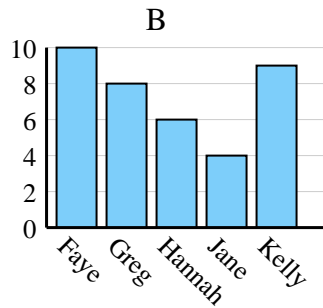
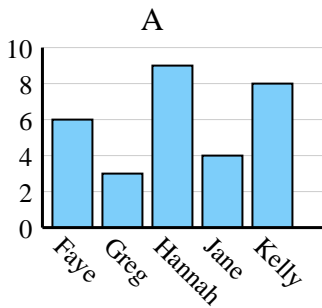


1. _____
2. _____
3. _____
4. _____

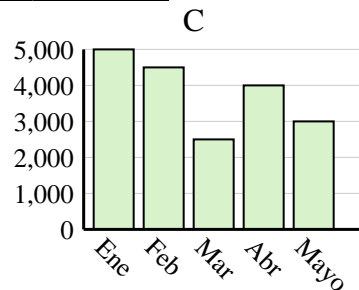
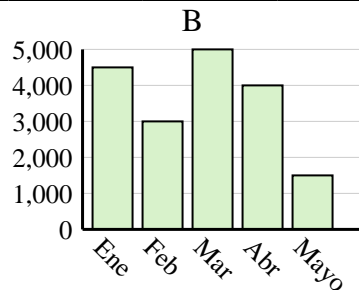
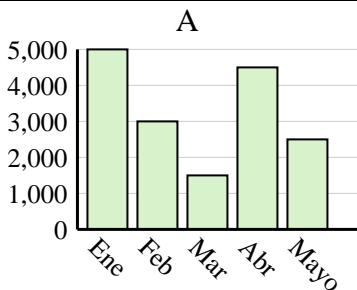
2)	Nombre	Adam	Bill	Cody	Dan	Ed
	Puntos	5	10	50	30	35



3)	Nombre	Faye	Greg	Hannah	Jane	Kelly
	Estados en que ha vivido	10	8	6	4	9



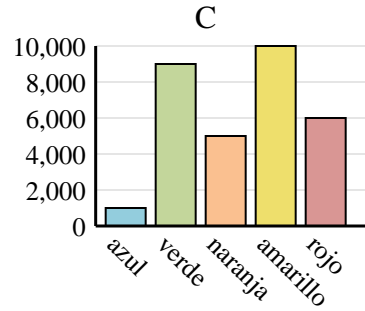
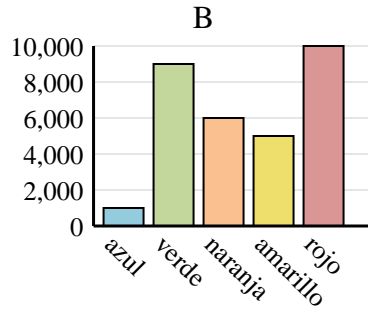
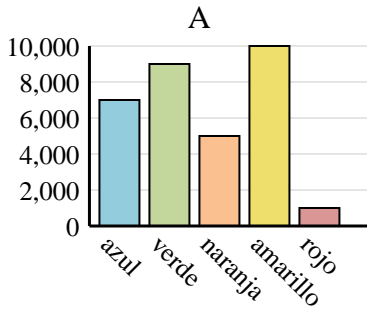
4)	Ventas	Ene	Feb	Mar	Abr	Mayo
	Mes	5,000	4,500	2,500	4,000	3,000



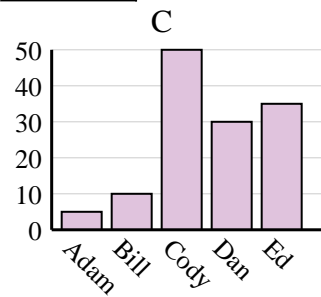
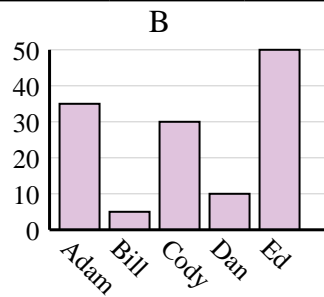
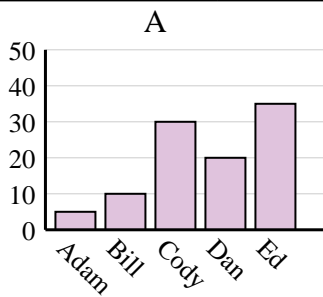


Determina cuál gráfica (A,B o C) representa mejor la información en la tabla.

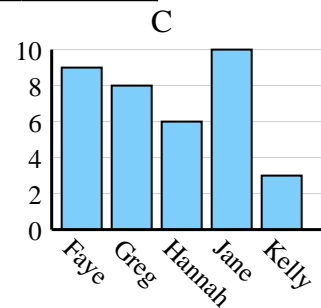
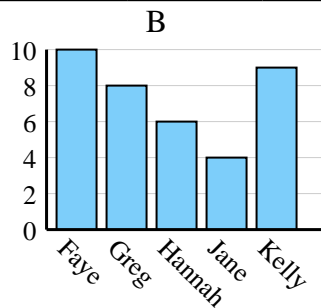
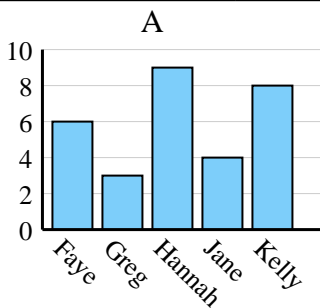
1)	Color favorito	azul	verde	naranja	amarillo	rojo
	Personas	7,000	9,000	5,000	10,000	1,000



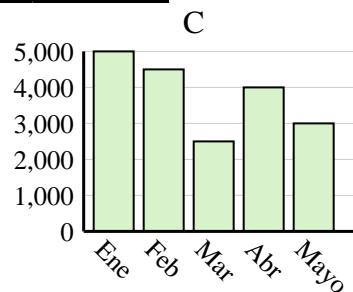
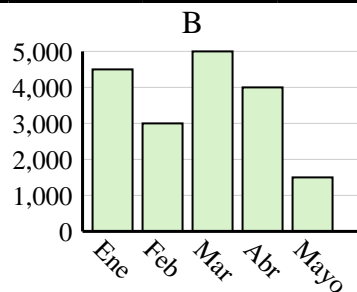
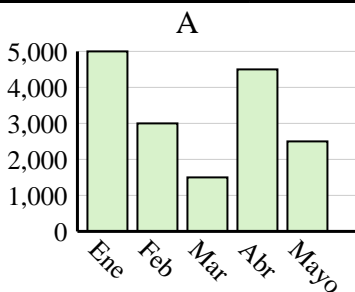
2)	Nombre	Adam	Bill	Cody	Dan	Ed
	Puntos	5	10	50	30	35



3)	Nombre	Faye	Greg	Hannah	Jane	Kelly
	Estados en que ha vivido	10	8	6	4	9



4)	Ventas	Ene	Feb	Mar	Abr	Mayo
	Mes	5,000	4,500	2,500	4,000	3,000

**Respuestas**

1. **A**
2. **C**
3. **B**
4. **C**