

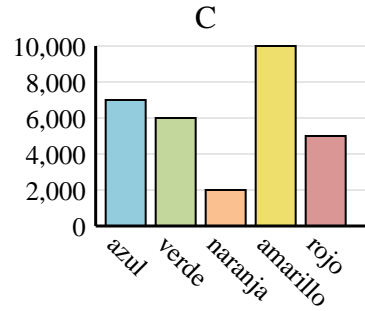
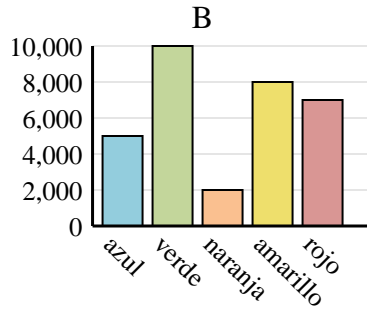
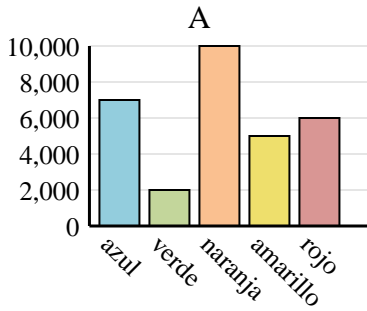


Determina cuál gráfica (A,B o C) representa mejor la información en la tabla.

Respuestas

1)

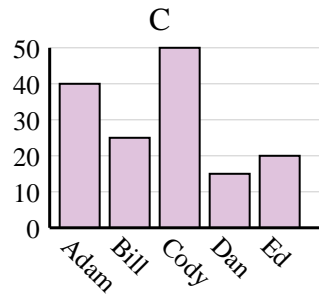
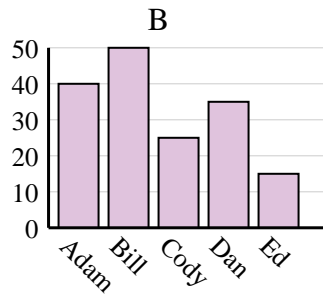
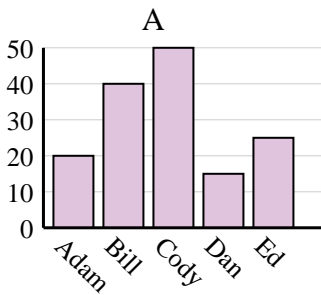
Color favorito	azul	verde	naranja	amarillo	rojo
Personas	7,000	6,000	2,000	10,000	5,000



1. _____
2. _____
3. _____
4. _____

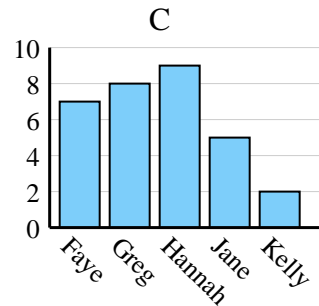
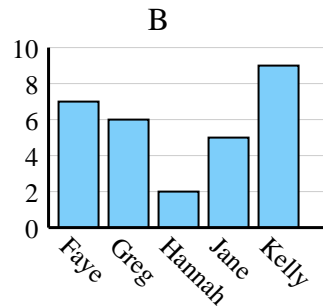
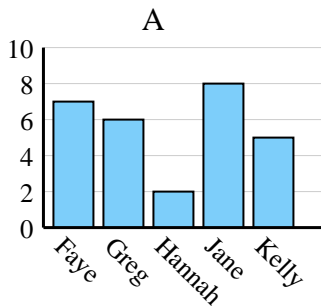
2)

Nombre	Adam	Bill	Cody	Dan	Ed
Puntos	40	25	50	15	20



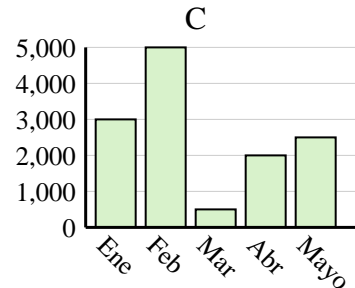
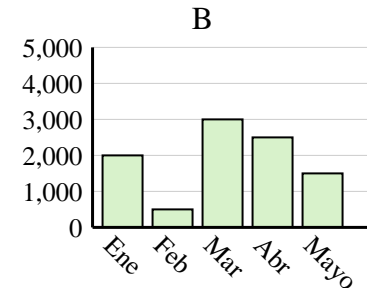
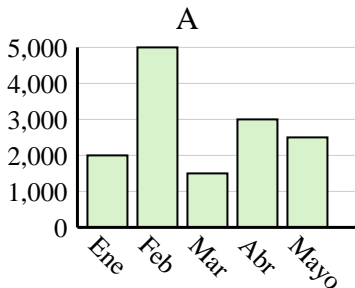
3)

Nombre	Faye	Greg	Hannah	Jane	Kelly
Estados en que ha vivido	7	8	9	5	2



4)

Ventas	Ene	Feb	Mar	Abr	Mayo
Mes	2,000	5,000	1,500	3,000	2,500

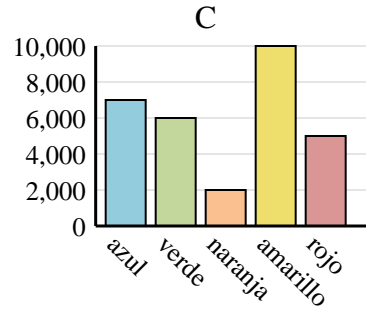
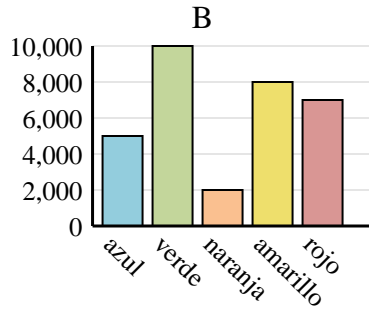
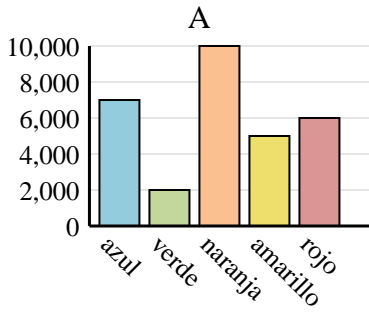




Determina cuál gráfica (A,B o C) representa mejor la información en la tabla.

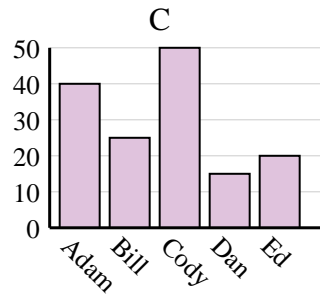
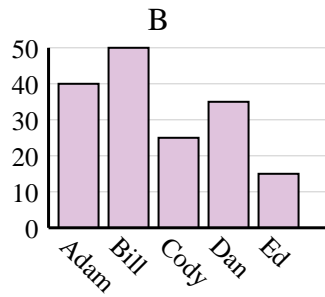
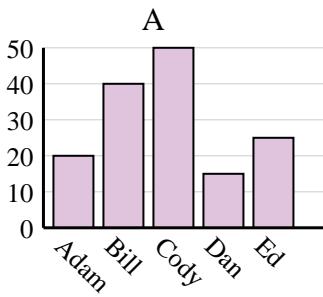
1)

Color favorito	azul	verde	naranja	amarillo	rojo
Personas	7,000	6,000	2,000	10,000	5,000



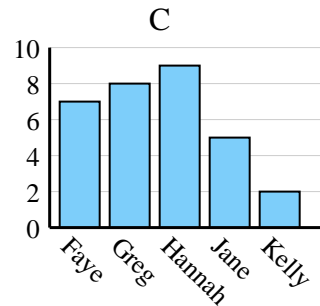
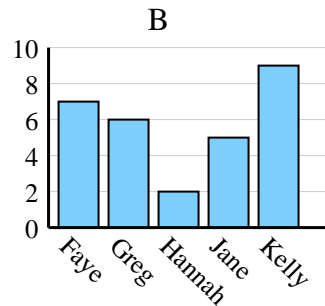
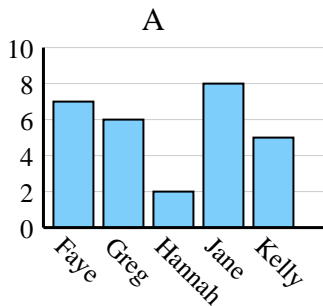
2)

Nombre	Adam	Bill	Cody	Dan	Ed
Puntos	40	25	50	15	20



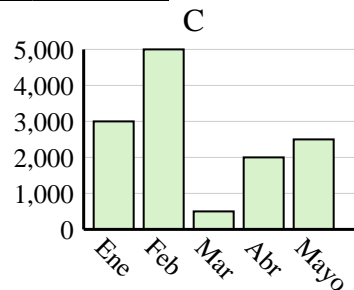
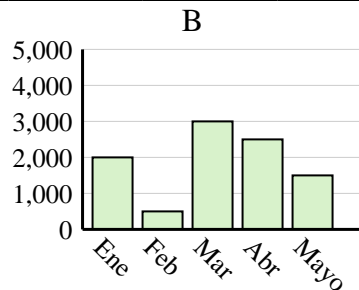
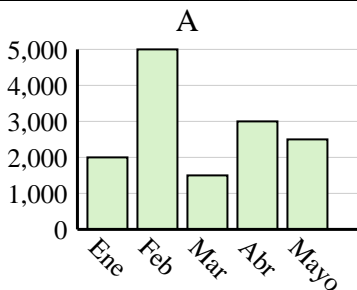
3)

Nombre	Faye	Greg	Hannah	Jane	Kelly
Estados en que ha vivido	7	8	9	5	2



4)

Ventas	Ene	Feb	Mar	Abr	Mayo
Mes	2,000	5,000	1,500	3,000	2,500



Respuestas

1. **C**
2. **C**
3. **C**
4. **A**