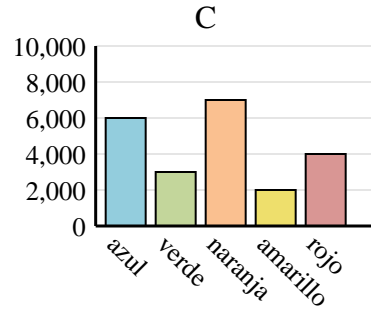
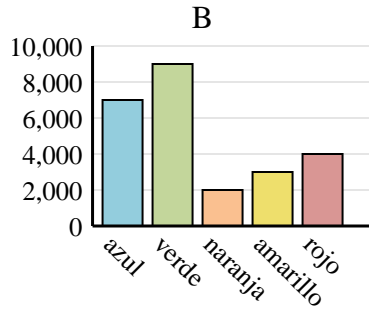
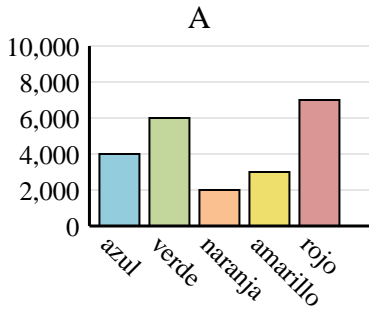




Determina cuál gráfica (A,B o C) representa mejor la información en la tabla.

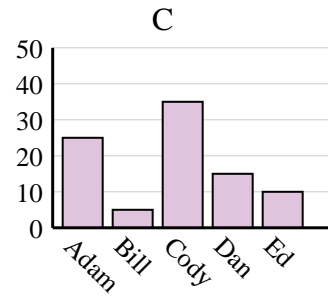
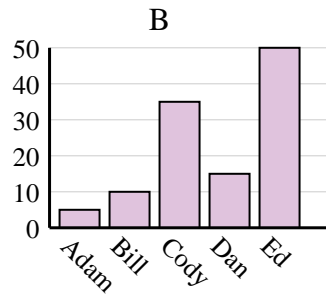
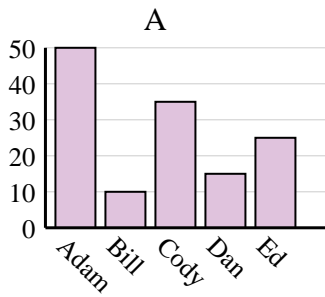
Respuestas

1)	Color favorito	azul	verde	naranja	amarillo	rojo
	Personas	7,000	9,000	2,000	3,000	4,000

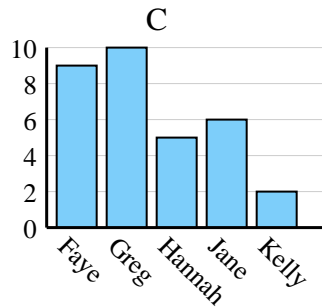
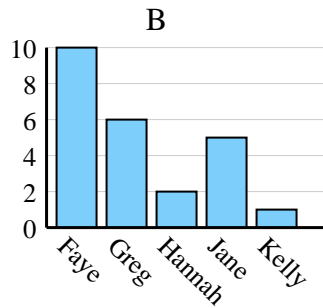
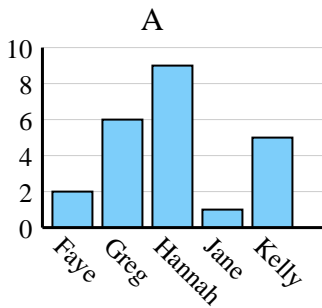


1. _____
2. _____
3. _____
4. _____

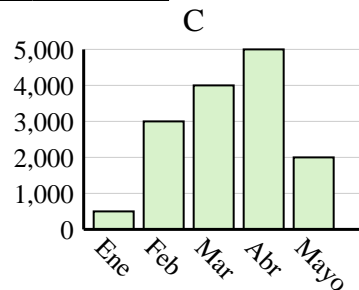
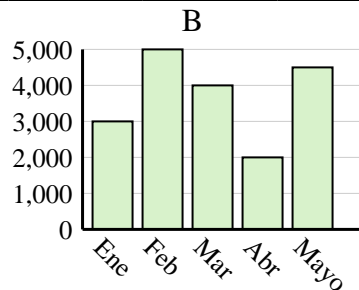
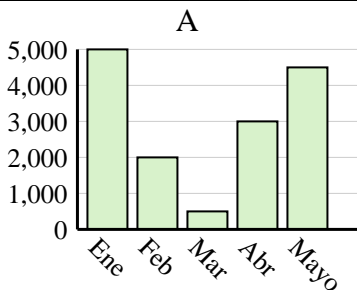
2)	Nombre	Adam	Bill	Cody	Dan	Ed
	Puntos	50	10	35	15	25



3)	Nombre	Faye	Greg	Hannah	Jane	Kelly
	Estados en que ha vivido	10	6	2	5	1



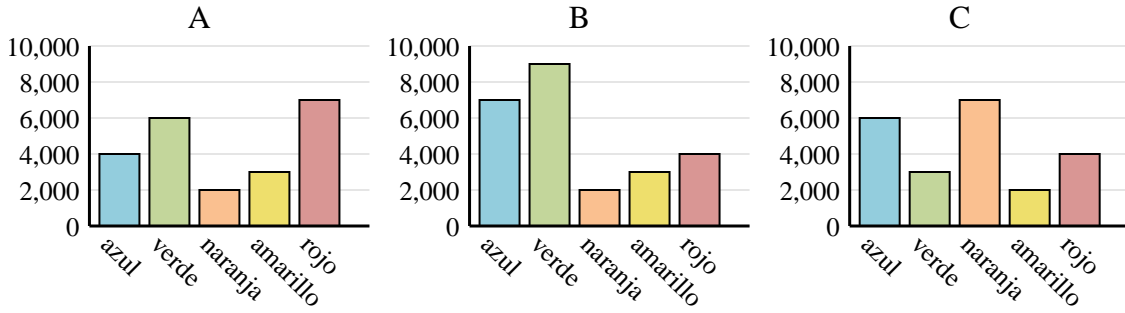
4)	Ventas	Ene	Feb	Mar	Abr	Mayo
	Mes	5,000	2,000	500	3,000	4,500



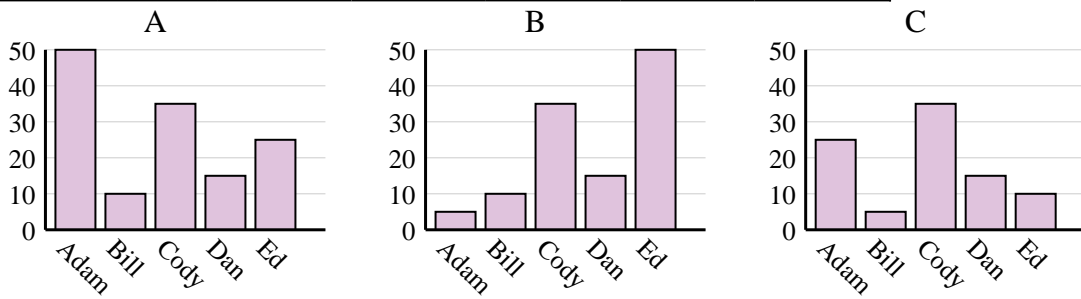


Determina cuál gráfica (A,B o C) representa mejor la información en la tabla.

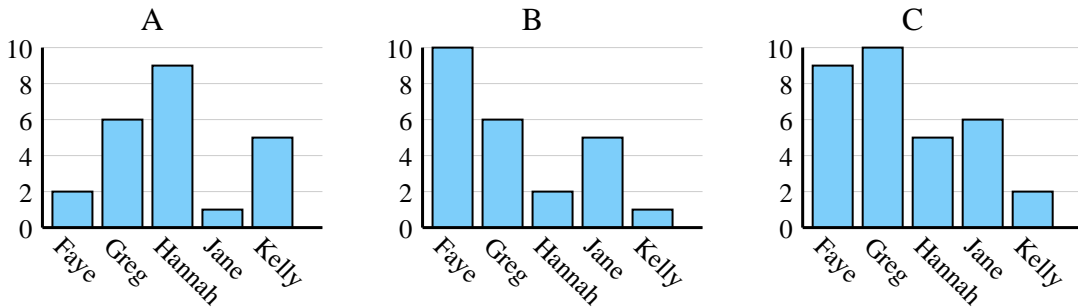
1)	Color favorito	azul	verde	naranja	amarillo	rojo
	Personas	7,000	9,000	2,000	3,000	4,000



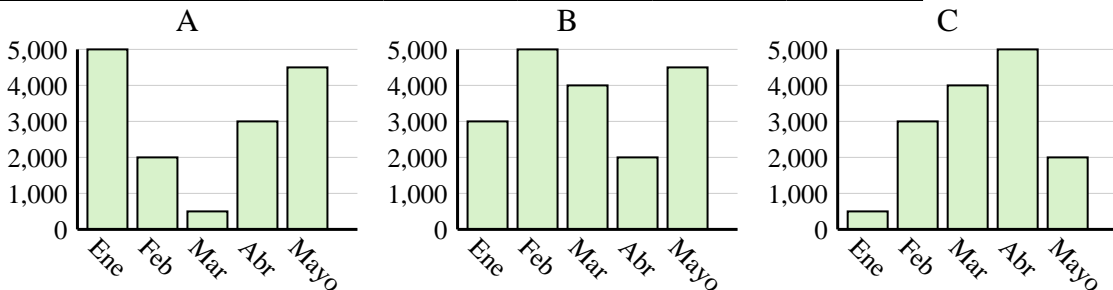
2)	Nombre	Adam	Bill	Cody	Dan	Ed
	Puntos	50	10	35	15	25



3)	Nombre	Faye	Greg	Hannah	Jane	Kelly
	Estados en que ha vivido	10	6	2	5	1



4)	Ventas	Ene	Feb	Mar	Abr	Mayo
	Mes	5,000	2,000	500	3,000	4,500



Respuestas

1. **B**
2. **A**
3. **B**
4. **A**