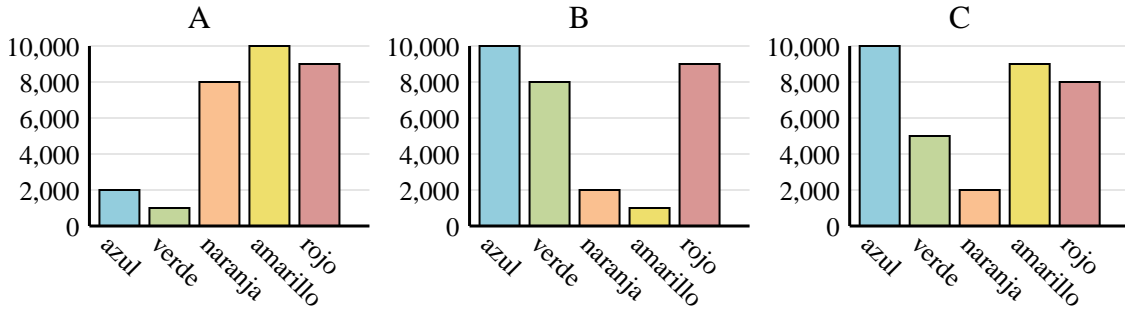




Determina cuál gráfica (A,B o C) representa mejor la información en la tabla.

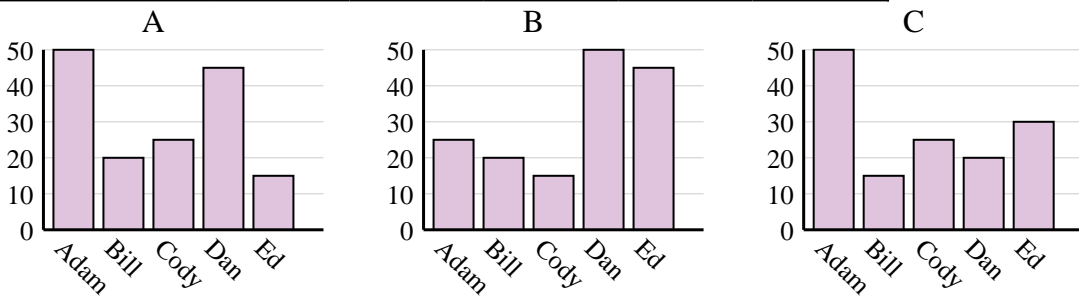
Respuestas

1)	Color favorito	azul	verde	naranja	amarillo	rojo
	Personas	2,000	1,000	8,000	10,000	9,000

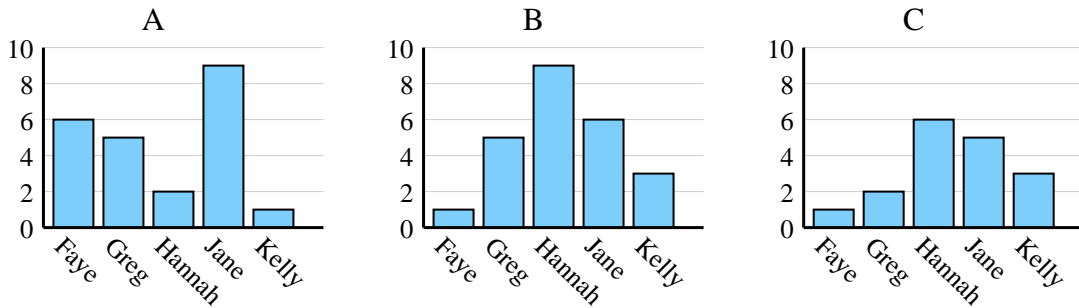


1. _____
2. _____
3. _____
4. _____

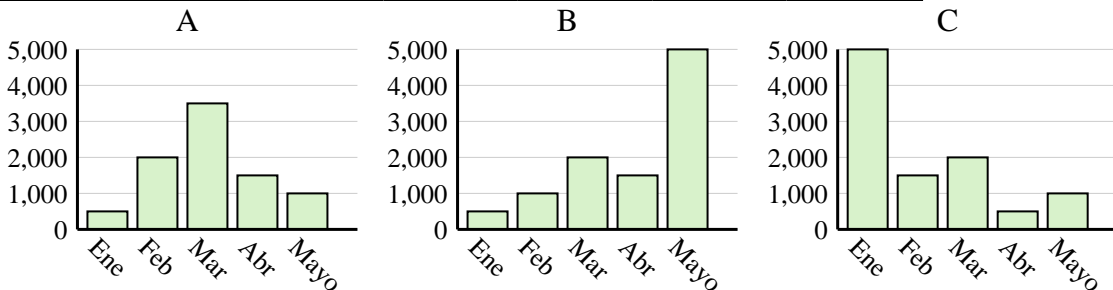
2)	Nombre	Adam	Bill	Cody	Dan	Ed
	Puntos	25	20	15	50	45



3)	Nombre	Faye	Greg	Hannah	Jane	Kelly
	Estados en que ha vivido	6	5	2	9	1



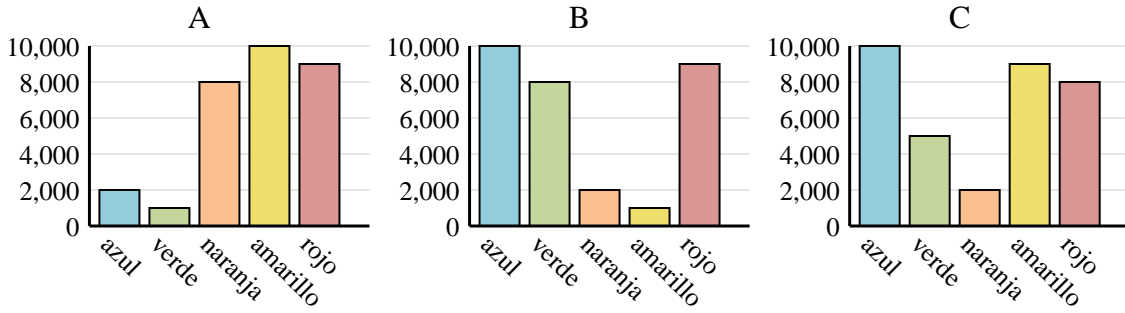
4)	Ventas	Ene	Feb	Mar	Abr	Mayo
	Mes	5,000	1,500	2,000	500	1,000



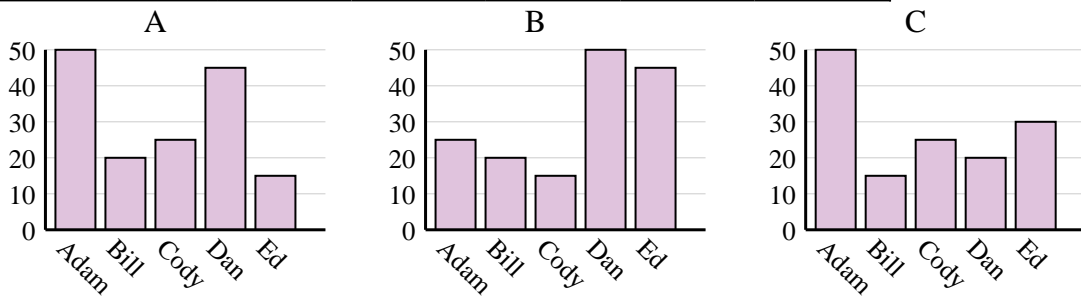


Determina cuál gráfica (A,B o C) representa mejor la información en la tabla.

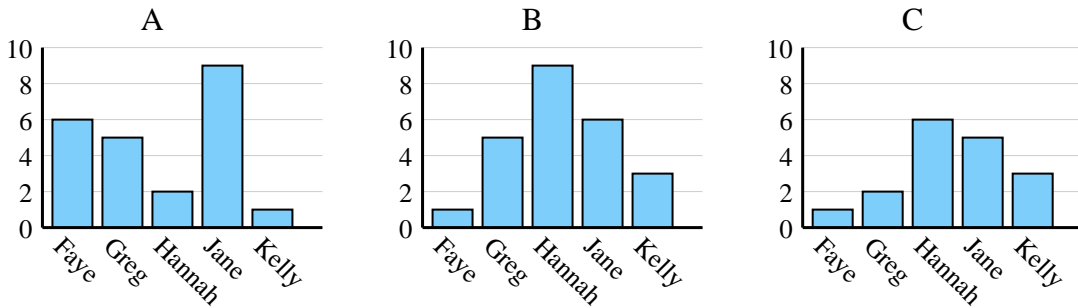
1)	Color favorito	azul	verde	naranja	amarillo	rojo
	Personas	2,000	1,000	8,000	10,000	9,000



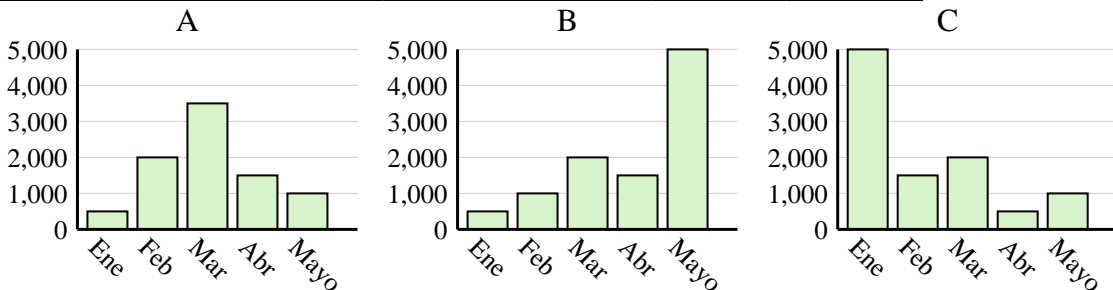
2)	Nombre	Adam	Bill	Cody	Dan	Ed
	Puntos	25	20	15	50	45



3)	Nombre	Faye	Greg	Hannah	Jane	Kelly
	Estados en que ha vivido	6	5	2	9	1



4)	Ventas	Ene	Feb	Mar	Abr	Mayo
	Mes	5,000	1,500	2,000	500	1,000



Respuestas

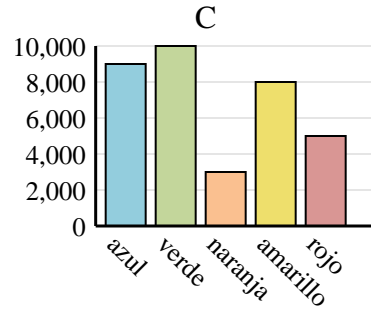
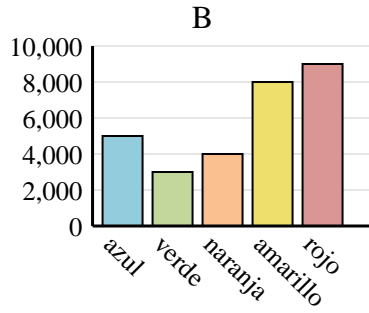
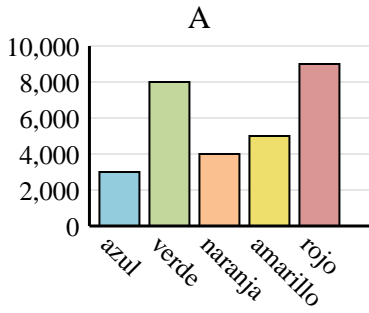
1. **A**
2. **B**
3. **A**
4. **C**



Determina cuál gráfica (A,B o C) representa mejor la información en la tabla.

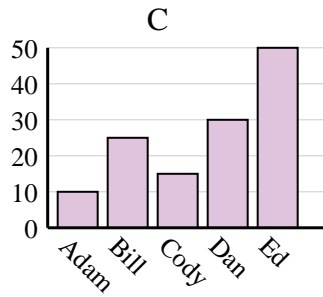
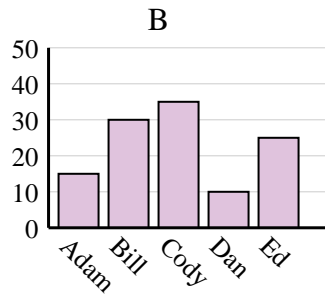
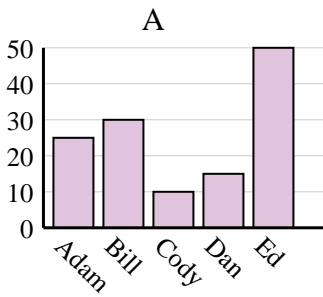
Respuestas

1) Color favorito	azul	verde	naranja	amarillo	rojo
Personas	3,000	8,000	4,000	5,000	9,000

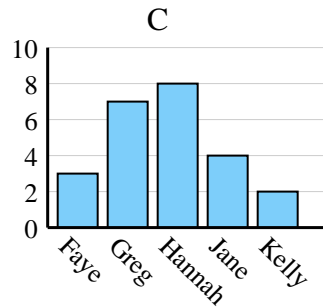
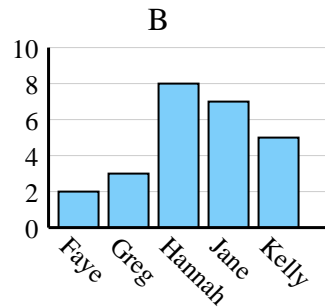
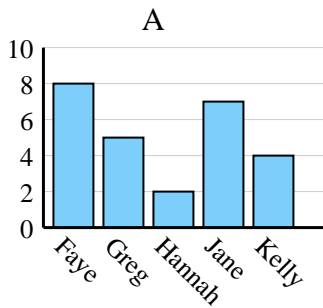


1. _____
2. _____
3. _____
4. _____

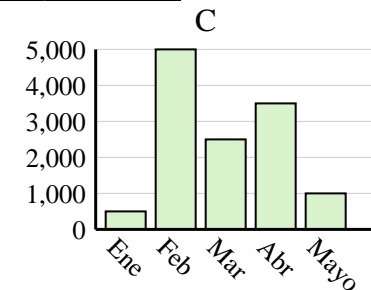
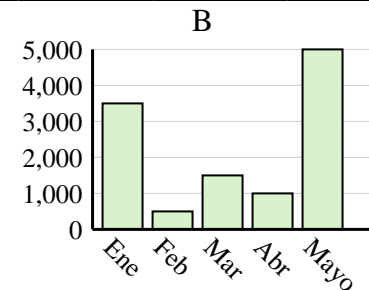
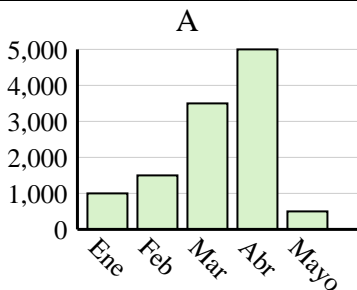
2) Nombre	Adam	Bill	Cody	Dan	Ed
Puntos	10	25	15	30	50



3) Nombre	Faye	Greg	Hannah	Jane	Kelly
Estados en que ha vivido	3	7	8	4	2



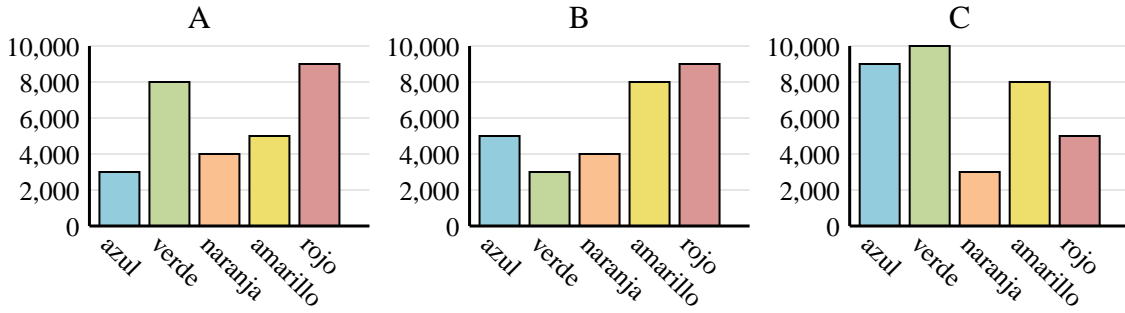
4) Ventas	Ene	Feb	Mar	Abr	Mayo
Mes	1,000	1,500	3,500	5,000	500



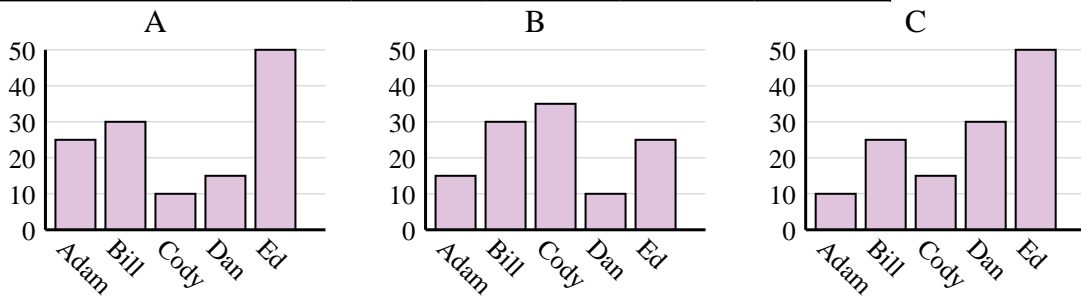


Determina cuál gráfica (A,B o C) representa mejor la información en la tabla.

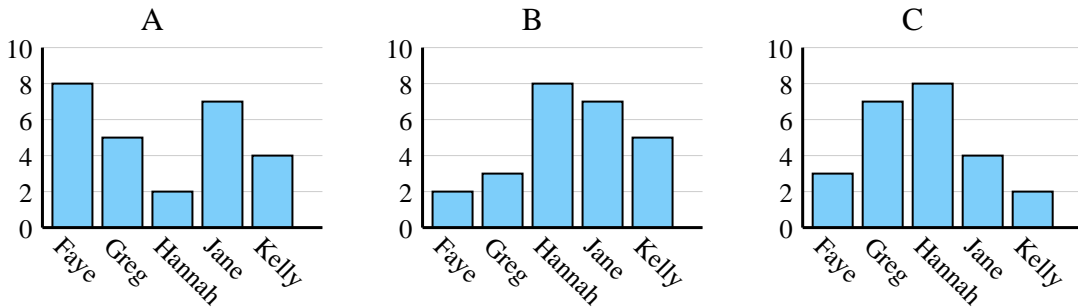
1)	Color favorito	azul	verde	naranja	amarillo	rojo
	Personas	3,000	8,000	4,000	5,000	9,000



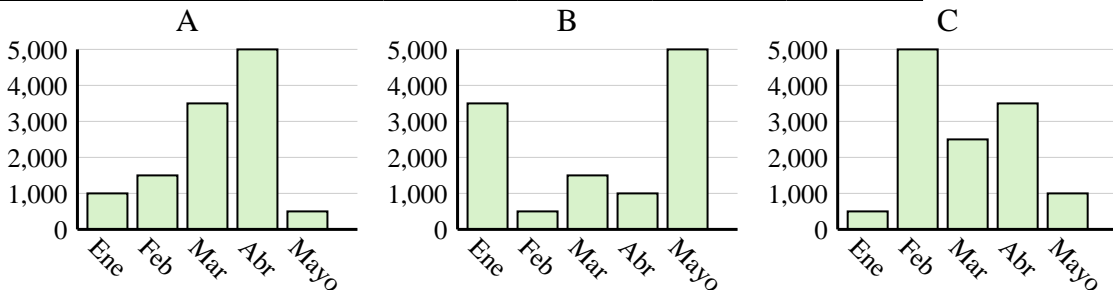
2)	Nombre	Adam	Bill	Cody	Dan	Ed
	Puntos	10	25	15	30	50



3)	Nombre	Faye	Greg	Hannah	Jane	Kelly
	Estados en que ha vivido	3	7	8	4	2



4)	Ventas	Ene	Feb	Mar	Abr	Mayo
	Mes	1,000	1,500	3,500	5,000	500



Respuestas

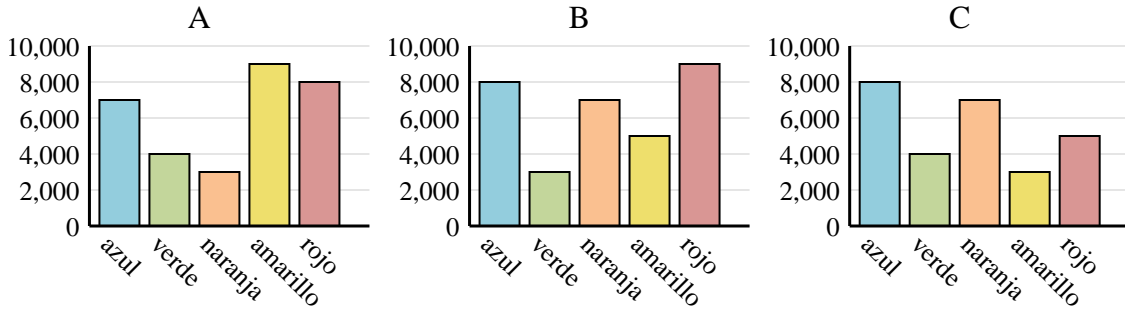
1. **A**
2. **C**
3. **C**
4. **A**



Determina cuál gráfica (A,B o C) representa mejor la información en la tabla.

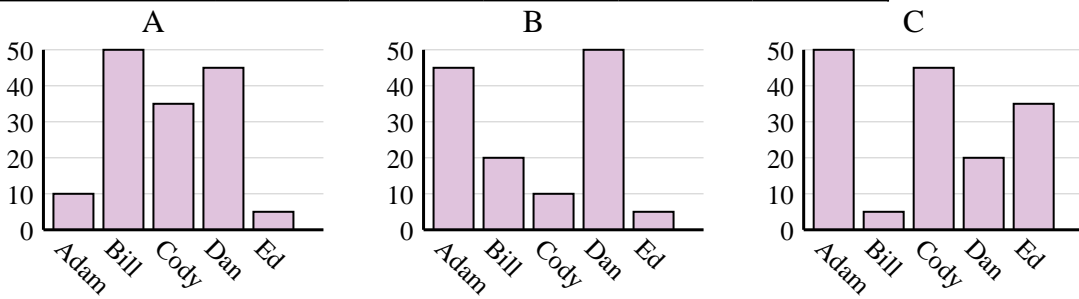
Respuestas

1)	Color favorito	azul	verde	naranja	amarillo	rojo
	Personas	8,000	3,000	7,000	5,000	9,000

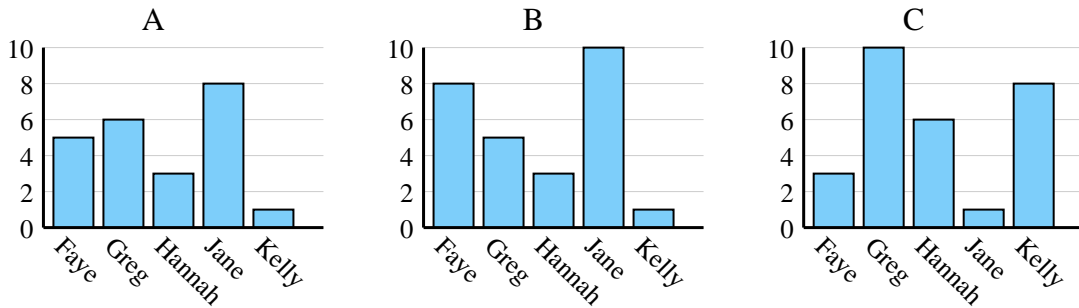


1. _____
2. _____
3. _____
4. _____

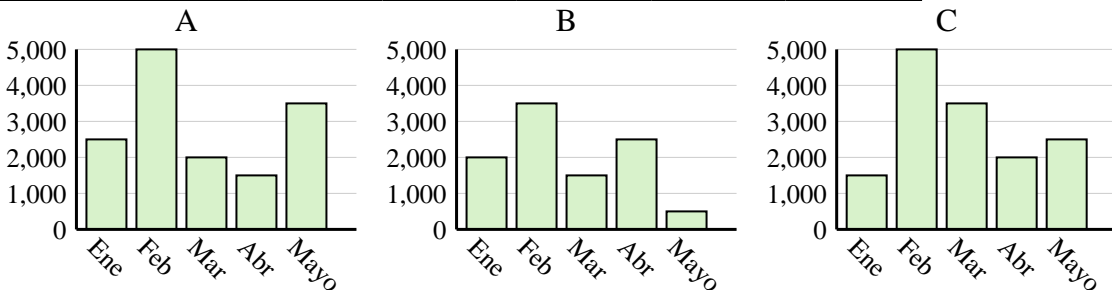
2)	Nombre	Adam	Bill	Cody	Dan	Ed
	Puntos	50	5	45	20	35

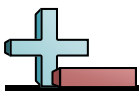


3)	Nombre	Faye	Greg	Hannah	Jane	Kelly
	Estados en que ha vivido	3	10	6	1	8



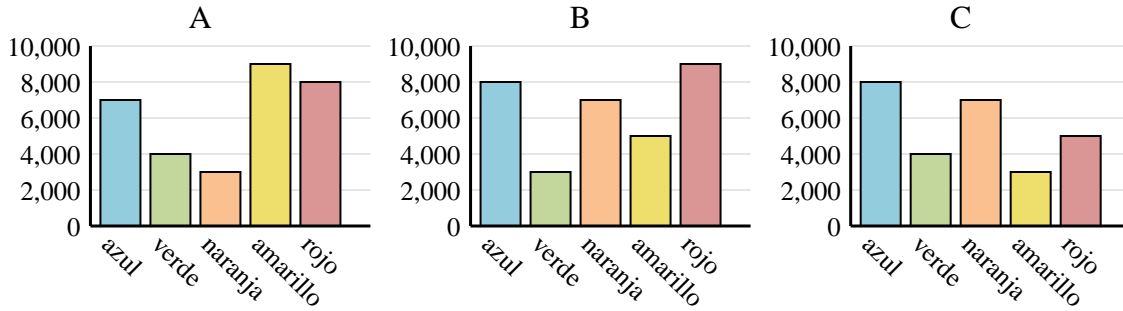
4)	Ventas	Ene	Feb	Mar	Abr	Mayo
	Mes	2,000	3,500	1,500	2,500	500



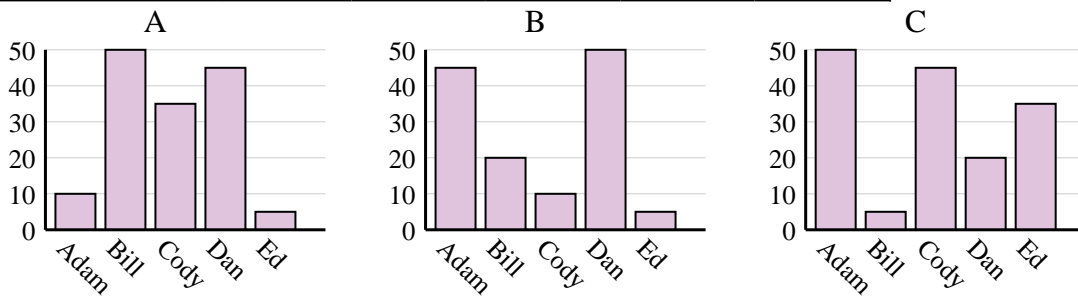


Determina cuál gráfica (A,B o C) representa mejor la información en la tabla.

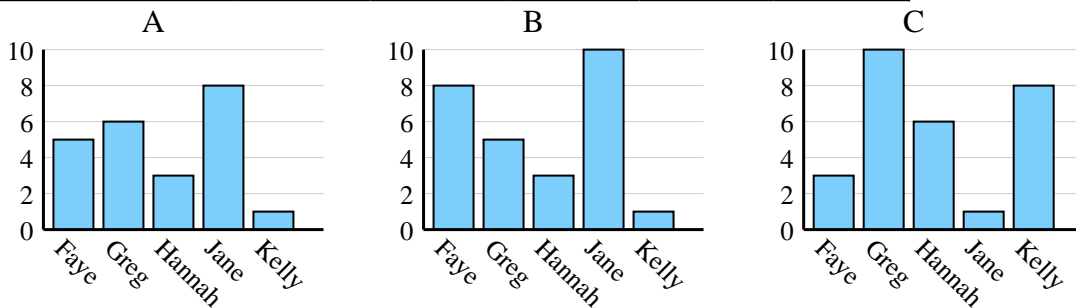
1)	Color favorito	azul	verde	naranja	amarillo	rojo
	Personas	8,000	3,000	7,000	5,000	9,000



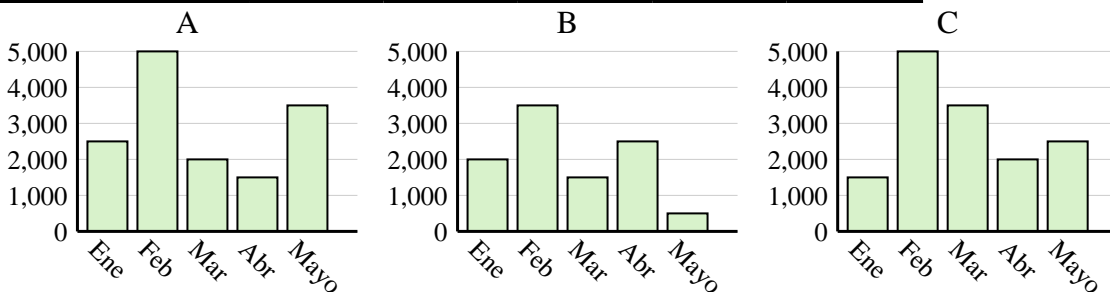
2)	Nombre	Adam	Bill	Cody	Dan	Ed
	Puntos	50	5	45	20	35



3)	Nombre	Faye	Greg	Hannah	Jane	Kelly
	Estados en que ha vivido	3	10	6	1	8



4)	Ventas	Ene	Feb	Mar	Abr	Mayo
	Mes	2,000	3,500	1,500	2,500	500

**Respuestas**

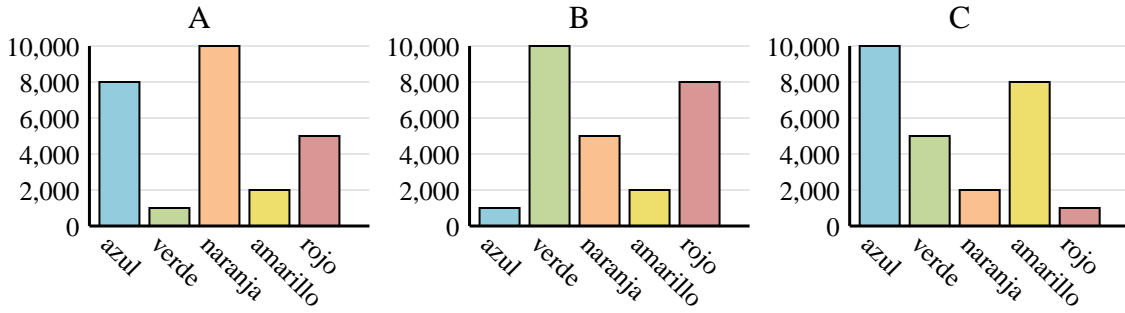
1. **B**
2. **C**
3. **C**
4. **B**



Determina cuál gráfica (A,B o C) representa mejor la información en la tabla.

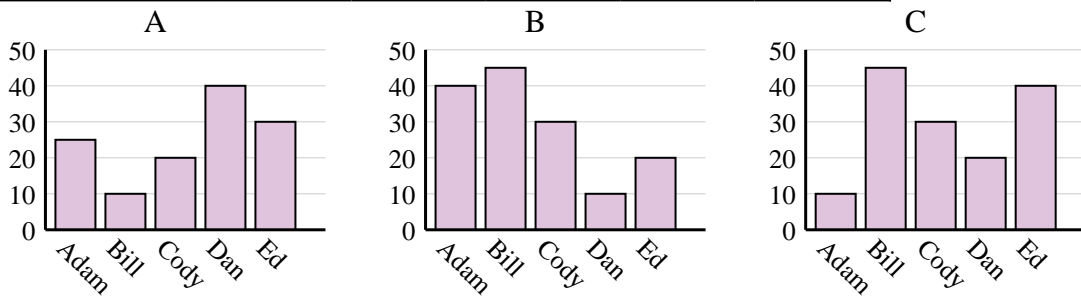
Respuestas

1) Color favorito	azul	verde	naranja	amarillo	rojo
Personas	1,000	10,000	5,000	2,000	8,000

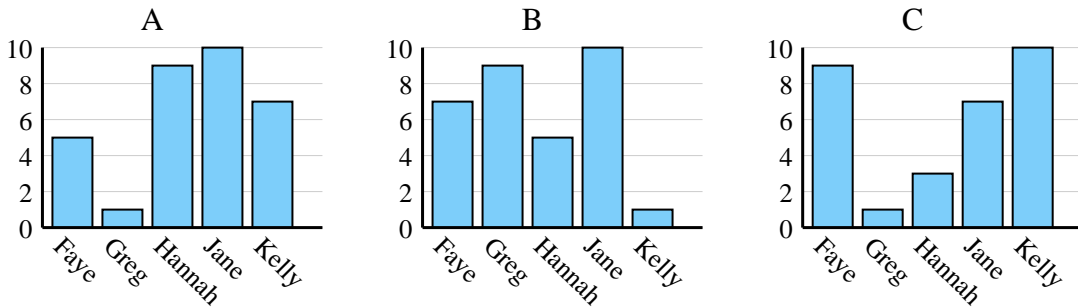


1. _____
2. _____
3. _____
4. _____

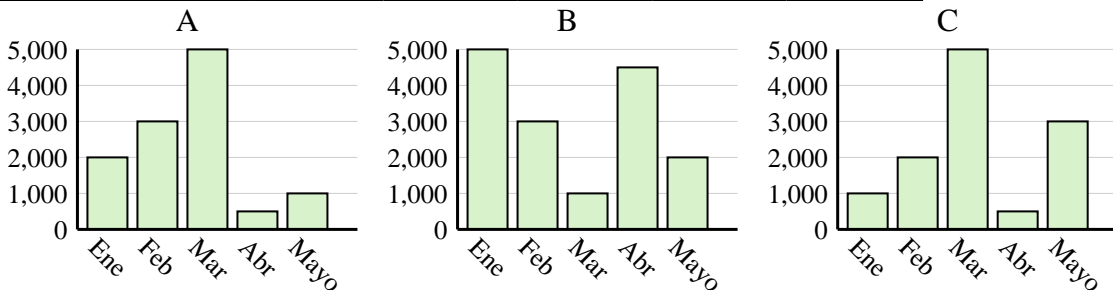
2) Nombre	Adam	Bill	Cody	Dan	Ed
Puntos	10	45	30	20	40

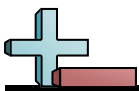


3) Nombre	Faye	Greg	Hannah	Jane	Kelly
Estados en que ha vivido	5	1	9	10	7



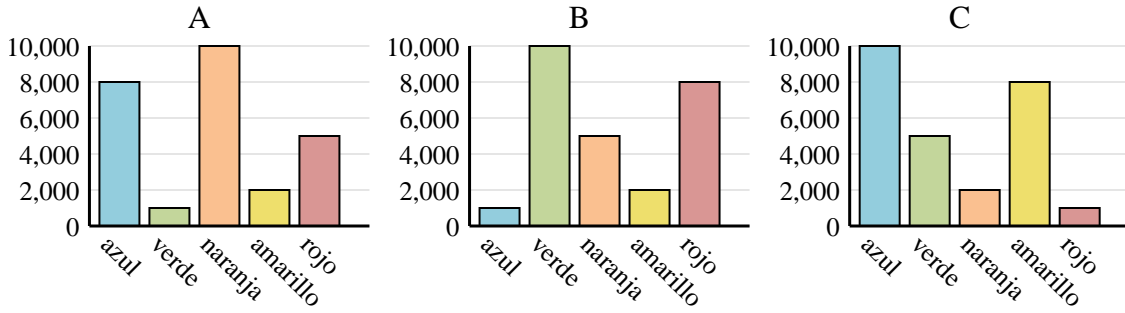
4) Ventas	Ene	Feb	Mar	Abr	Mayo
Mes	2,000	3,000	5,000	500	1,000



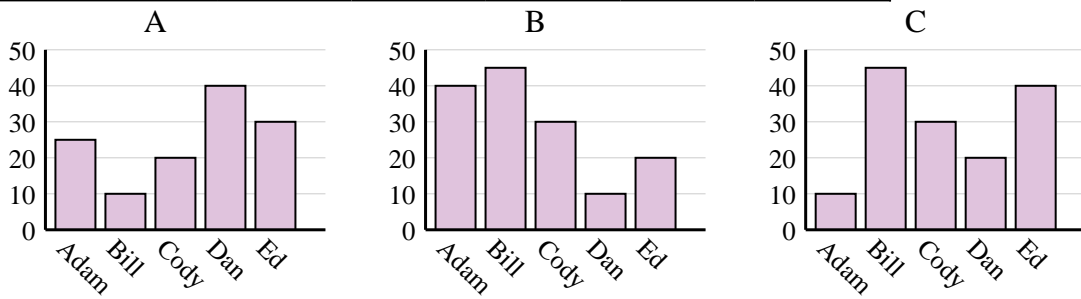


Determina cuál gráfica (A,B o C) representa mejor la información en la tabla.

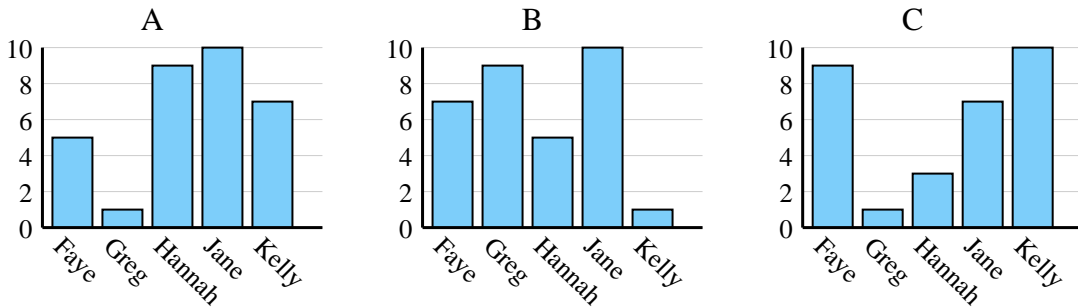
1)	Color favorito	azul	verde	naranja	amarillo	rojo
	Personas	1,000	10,000	5,000	2,000	8,000



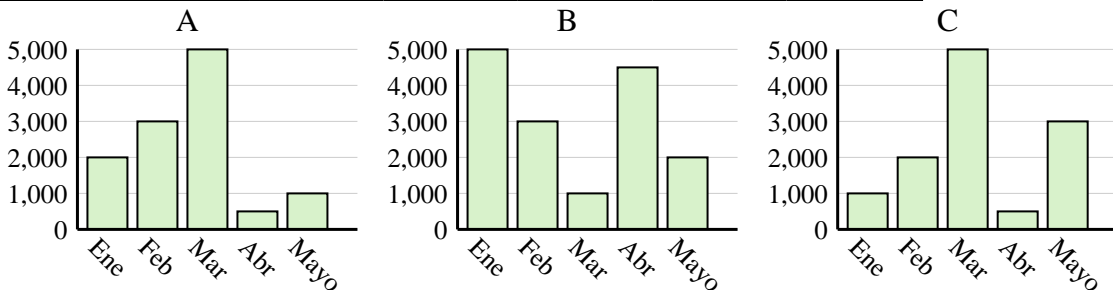
2)	Nombre	Adam	Bill	Cody	Dan	Ed
	Puntos	10	45	30	20	40



3)	Nombre	Faye	Greg	Hannah	Jane	Kelly
	Estados en que ha vivido	5	1	9	10	7



4)	Ventas	Ene	Feb	Mar	Abr	Mayo
	Mes	2,000	3,000	5,000	500	1,000



Respuestas

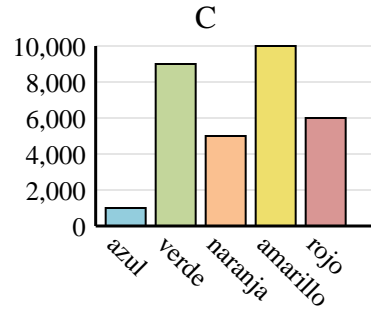
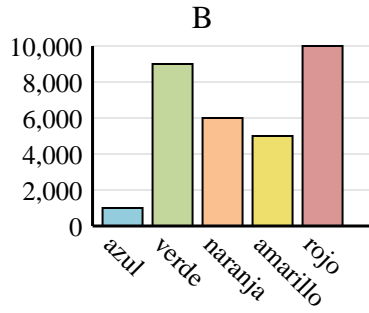
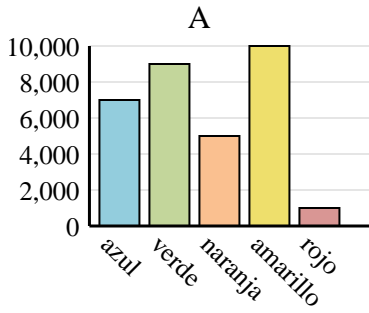
1. **B**
2. **C**
3. **A**
4. **A**



Determina cuál gráfica (A,B o C) representa mejor la información en la tabla.

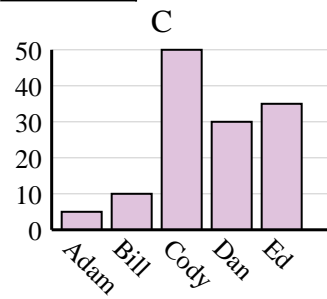
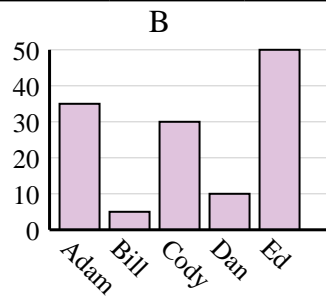
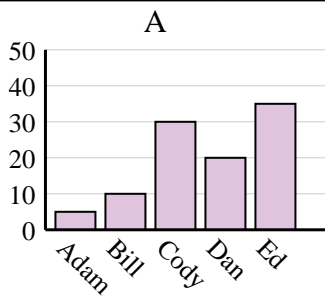
Respuestas

1)	Color favorito	azul	verde	naranja	amarillo	rojo
	Personas	7,000	9,000	5,000	10,000	1,000

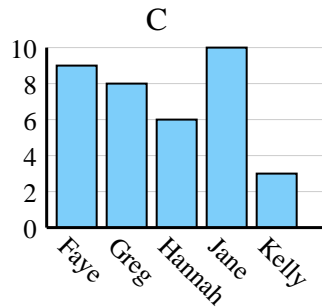
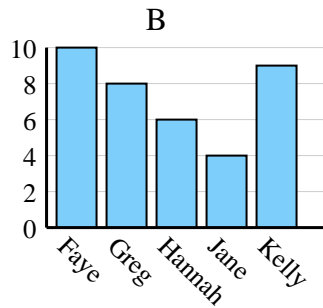
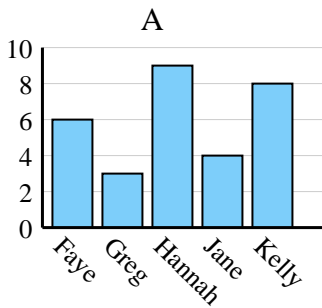


1. _____
2. _____
3. _____
4. _____

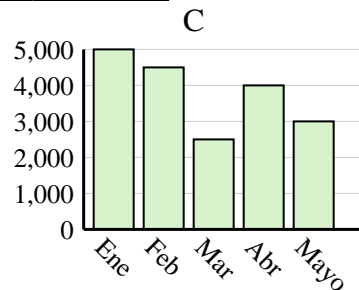
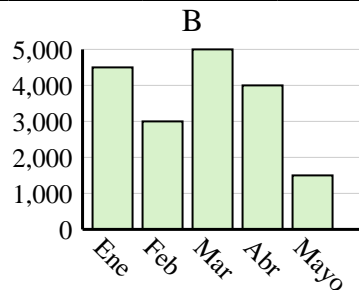
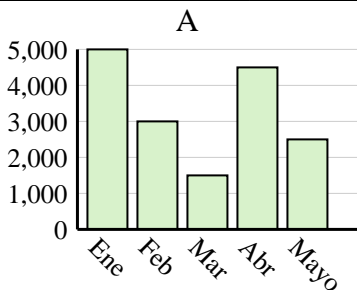
2)	Nombre	Adam	Bill	Cody	Dan	Ed
	Puntos	5	10	50	30	35



3)	Nombre	Faye	Greg	Hannah	Jane	Kelly
	Estados en que ha vivido	10	8	6	4	9



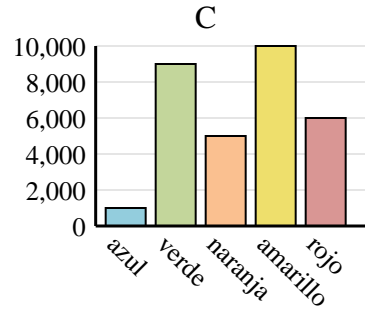
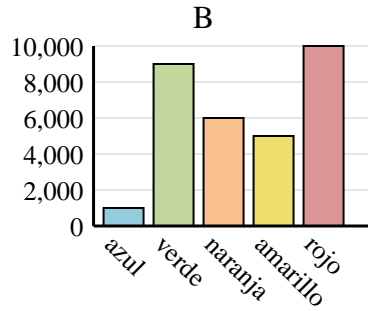
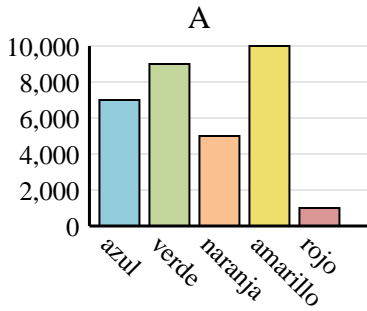
4)	Ventas	Ene	Feb	Mar	Abr	Mayo
	Mes	5,000	4,500	2,500	4,000	3,000



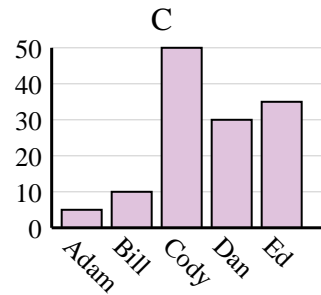
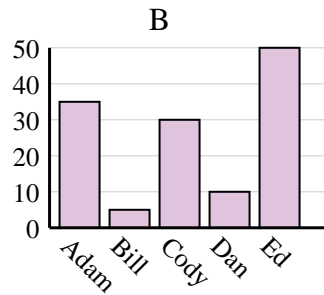
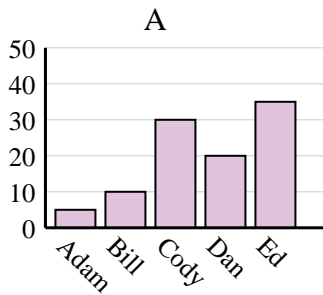


Determina cuál gráfica (A,B o C) representa mejor la información en la tabla.

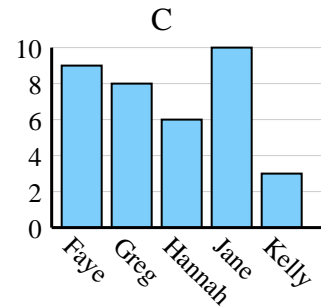
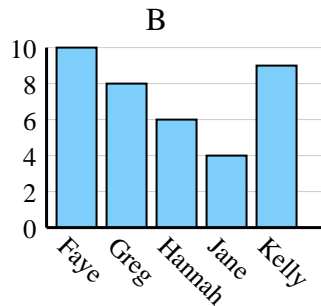
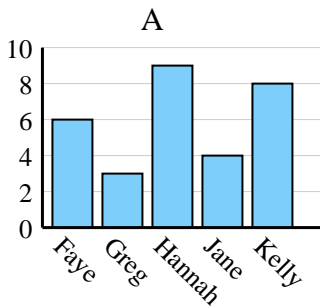
1)	Color favorito	azul	verde	naranja	amarillo	rojo
	Personas	7,000	9,000	5,000	10,000	1,000



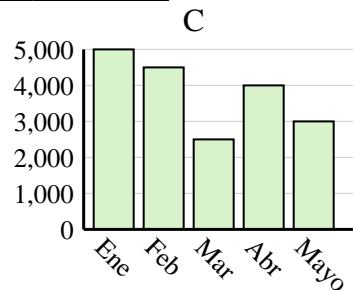
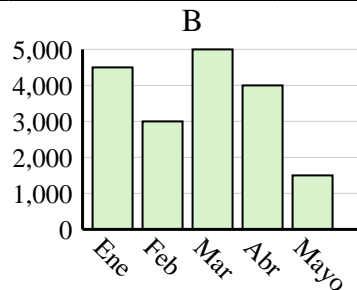
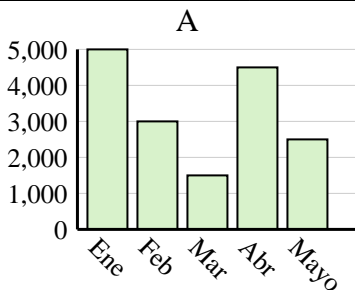
2)	Nombre	Adam	Bill	Cody	Dan	Ed
	Puntos	5	10	50	30	35



3)	Nombre	Faye	Greg	Hannah	Jane	Kelly
	Estados en que ha vivido	10	8	6	4	9



4)	Ventas	Ene	Feb	Mar	Abr	Mayo
	Mes	5,000	4,500	2,500	4,000	3,000

**Respuestas**

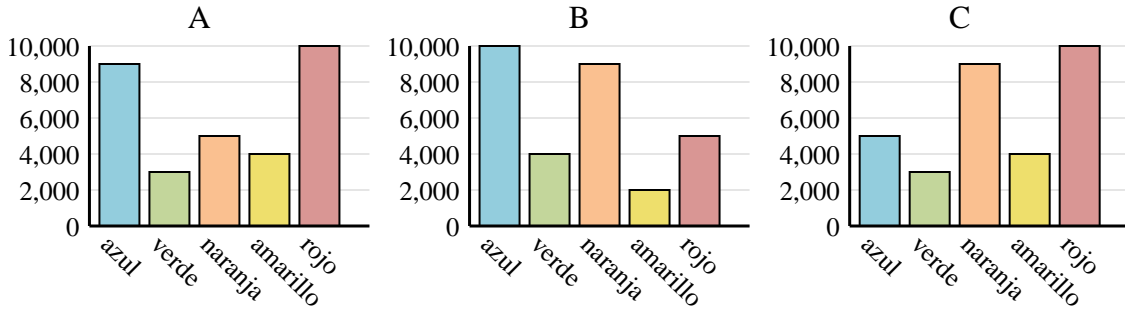
1. **A**
2. **C**
3. **B**
4. **C**



Determina cuál gráfica (A,B o C) representa mejor la información en la tabla.

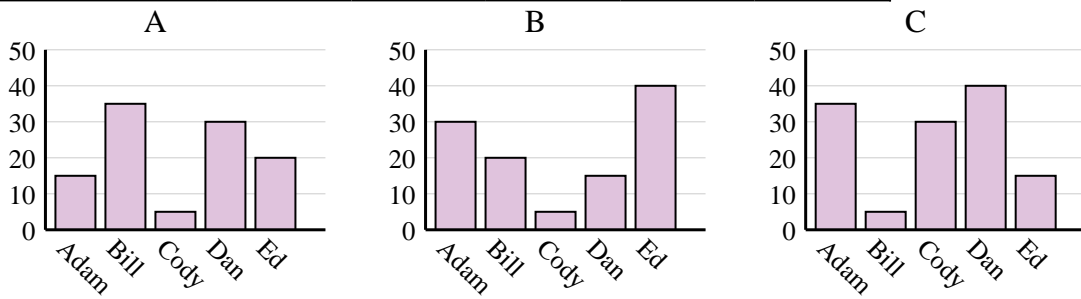
Respuestas

1)	Color favorito	azul	verde	naranja	amarillo	rojo
	Personas	5,000	3,000	9,000	4,000	10,000

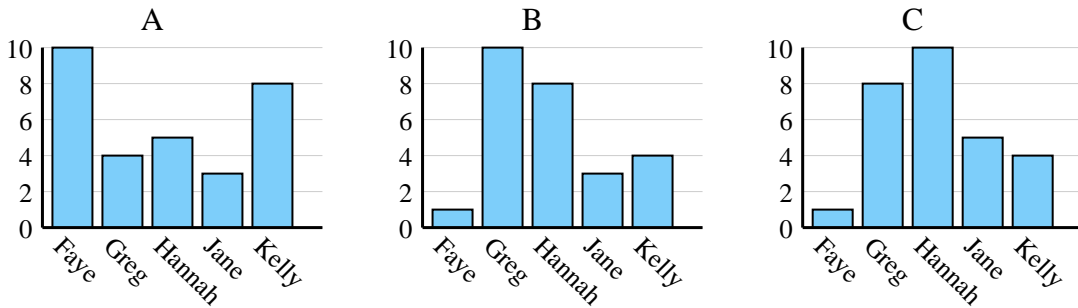


1. _____
2. _____
3. _____
4. _____

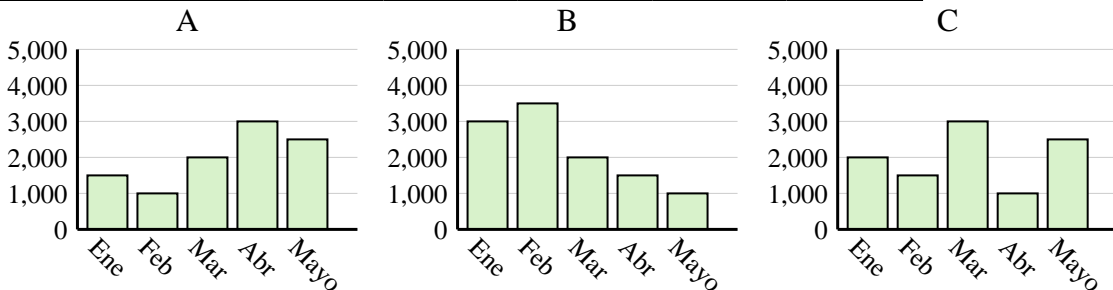
2)	Nombre	Adam	Bill	Cody	Dan	Ed
	Puntos	30	20	5	15	40



3)	Nombre	Faye	Greg	Hannah	Jane	Kelly
	Estados en que ha vivido	1	8	10	5	4



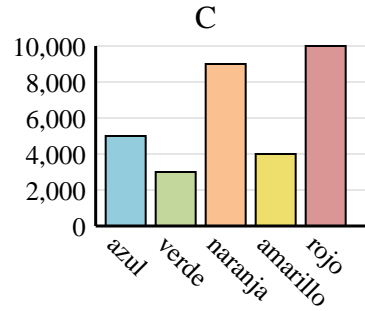
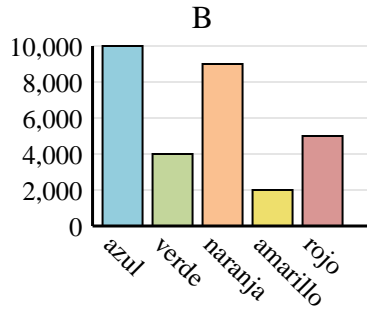
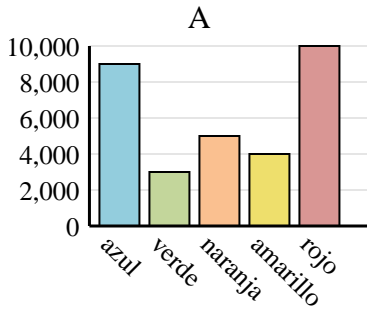
4)	Ventas	Ene	Feb	Mar	Abr	Mayo
	Mes	2,000	1,500	3,000	1,000	2,500



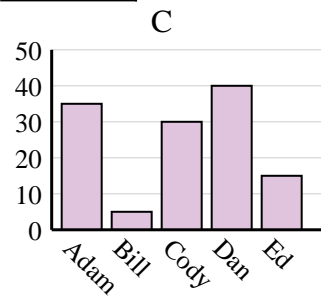
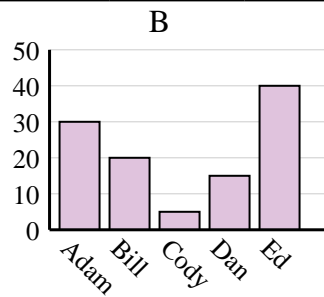
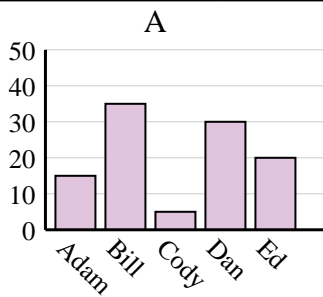


Determina cuál gráfica (A,B o C) representa mejor la información en la tabla.

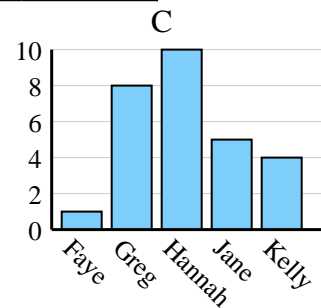
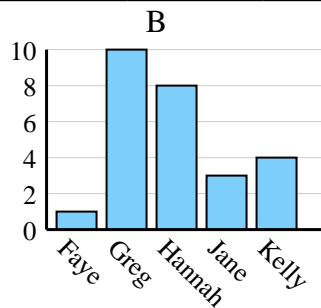
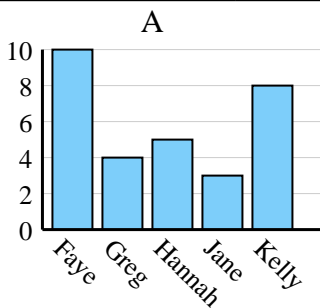
1) Color favorito	azul	verde	naranja	amarillo	rojo
Personas	5,000	3,000	9,000	4,000	10,000



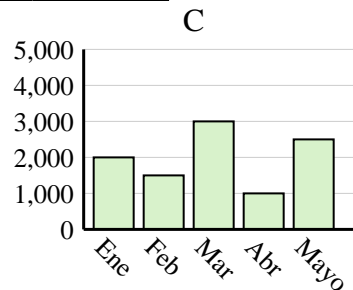
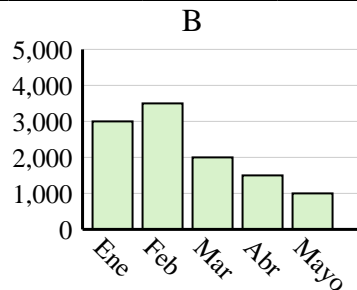
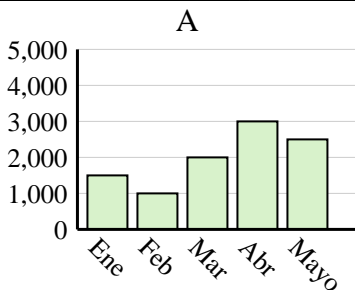
2) Nombre	Adam	Bill	Cody	Dan	Ed
Puntos	30	20	5	15	40



3) Nombre	Faye	Greg	Hannah	Jane	Kelly
Estados en que ha vivido	1	8	10	5	4



4) Ventas	Ene	Feb	Mar	Abr	Mayo
Mes	2,000	1,500	3,000	1,000	2,500

**Respuestas**

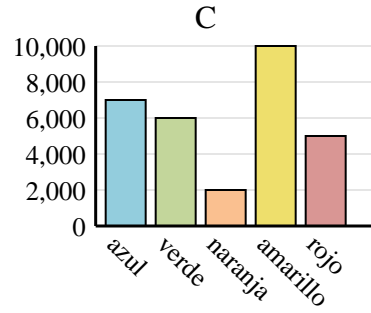
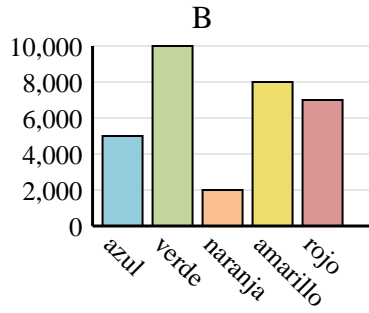
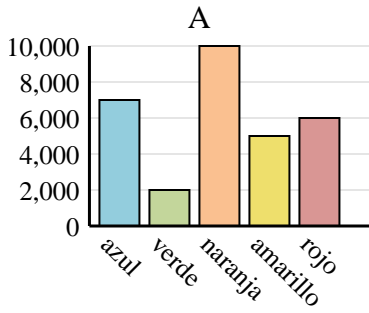
1. **C**
2. **B**
3. **C**
4. **C**



Determina cuál gráfica (A,B o C) representa mejor la información en la tabla.

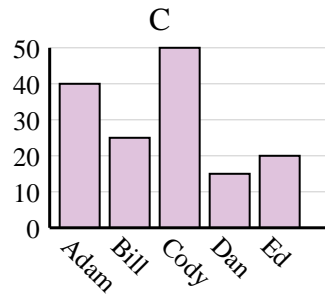
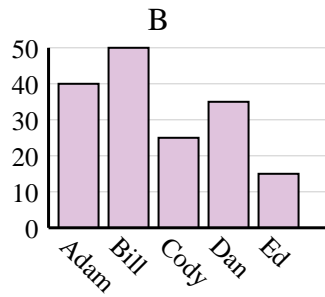
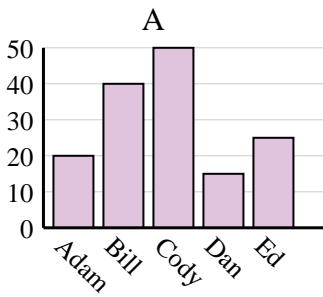
Respuestas

1)	Color favorito	azul	verde	naranja	amarillo	rojo
	Personas	7,000	6,000	2,000	10,000	5,000

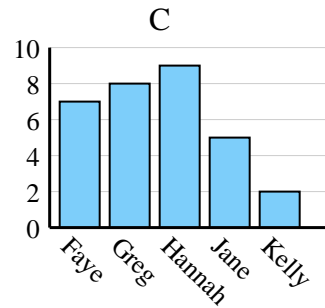
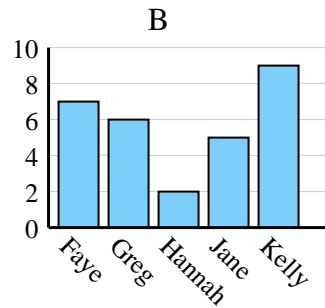
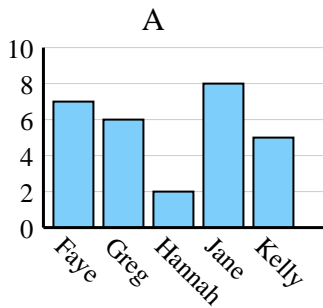


1. _____
2. _____
3. _____
4. _____

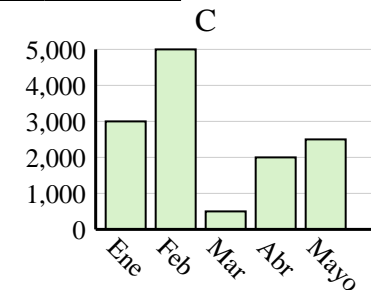
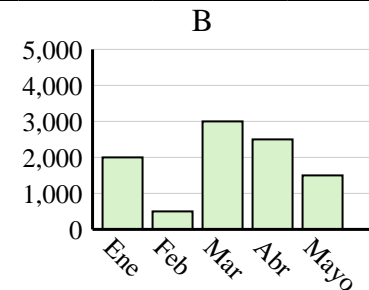
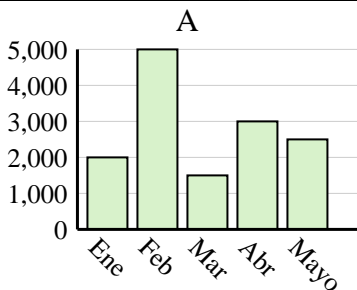
2)	Nombre	Adam	Bill	Cody	Dan	Ed
	Puntos	40	25	50	15	20

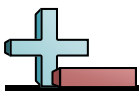


3)	Nombre	Faye	Greg	Hannah	Jane	Kelly
	Estados en que ha vivido	7	8	9	5	2



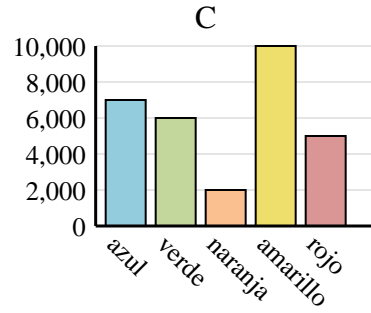
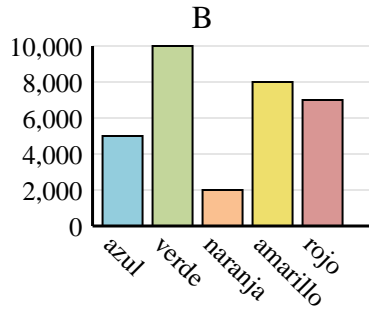
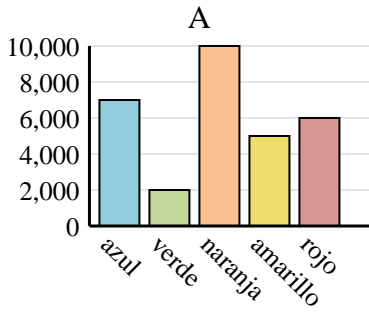
4)	Ventas	Ene	Feb	Mar	Abr	Mayo
	Mes	2,000	5,000	1,500	3,000	2,500



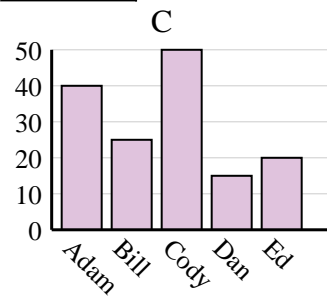
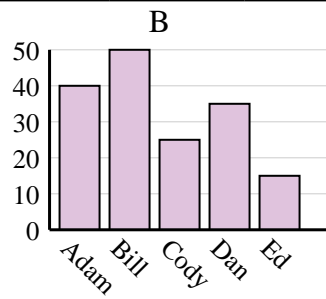
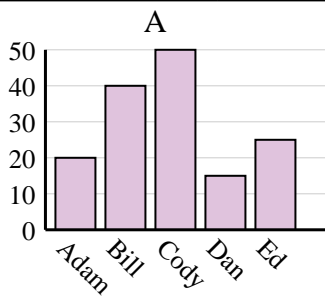


Determina cuál gráfica (A,B o C) representa mejor la información en la tabla.

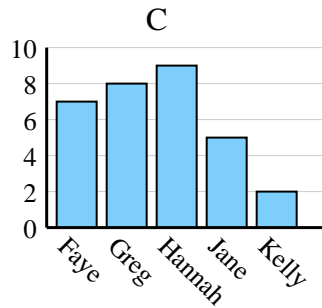
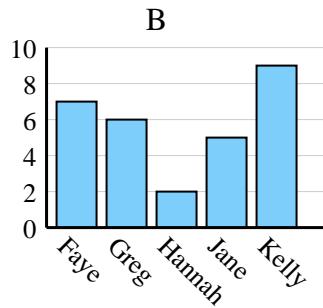
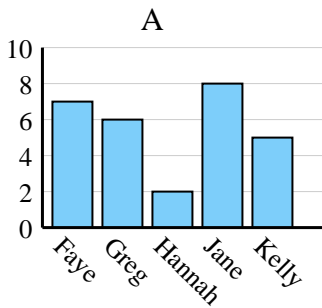
1)	Color favorito	azul	verde	naranja	amarillo	rojo
	Personas	7,000	6,000	2,000	10,000	5,000



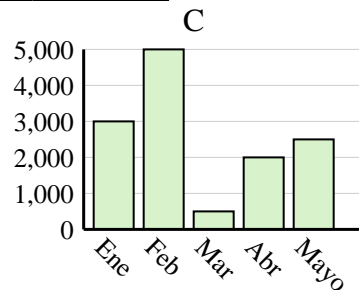
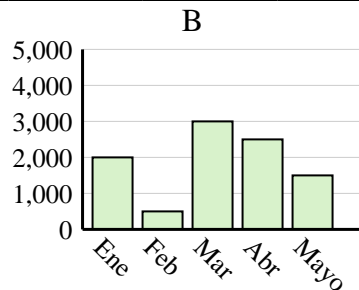
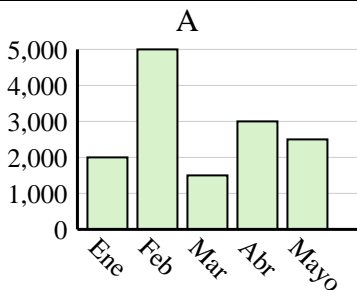
2)	Nombre	Adam	Bill	Cody	Dan	Ed
	Puntos	40	25	50	15	20



3)	Nombre	Faye	Greg	Hannah	Jane	Kelly
	Estados en que ha vivido	7	8	9	5	2



4)	Ventas	Ene	Feb	Mar	Abr	Mayo
	Mes	2,000	5,000	1,500	3,000	2,500



Respuestas

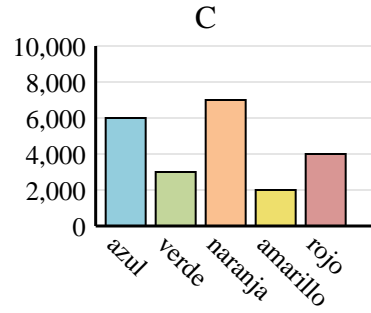
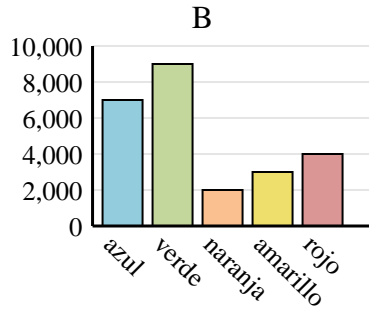
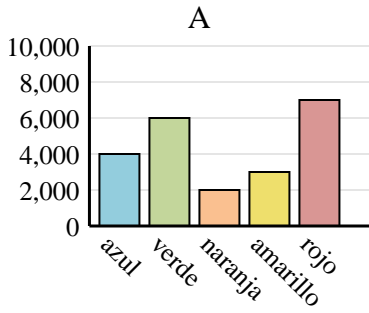
1. **C**
2. **C**
3. **C**
4. **A**



Determina cuál gráfica (A,B o C) representa mejor la información en la tabla.

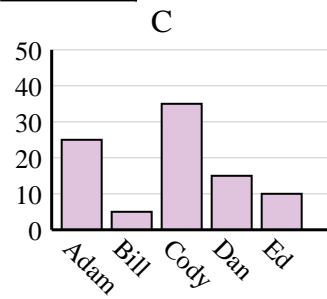
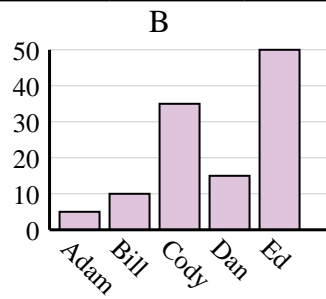
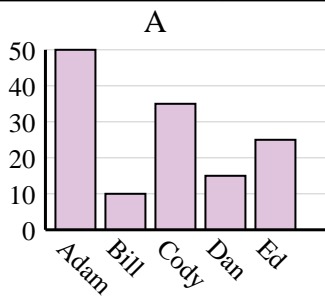
Respuestas

1)	Color favorito	azul	verde	naranja	amarillo	rojo
	Personas	7,000	9,000	2,000	3,000	4,000

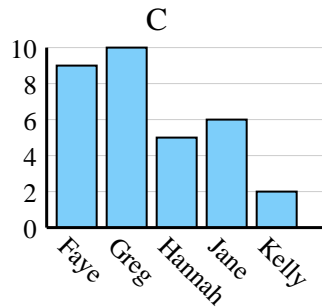
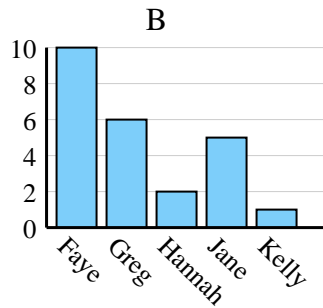
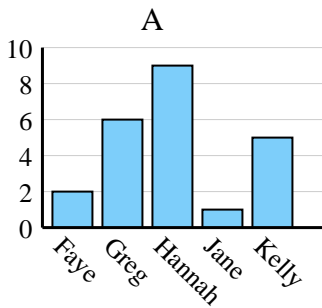


1. _____
2. _____
3. _____
4. _____

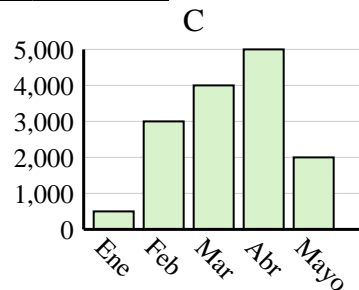
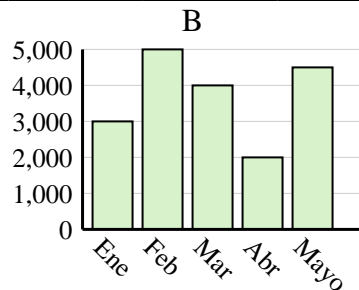
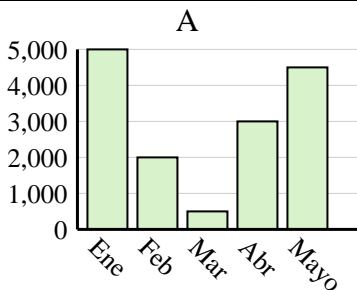
2)	Nombre	Adam	Bill	Cody	Dan	Ed
	Puntos	50	10	35	15	25

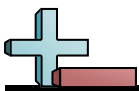


3)	Nombre	Faye	Greg	Hannah	Jane	Kelly
	Estados en que ha vivido	10	6	2	5	1



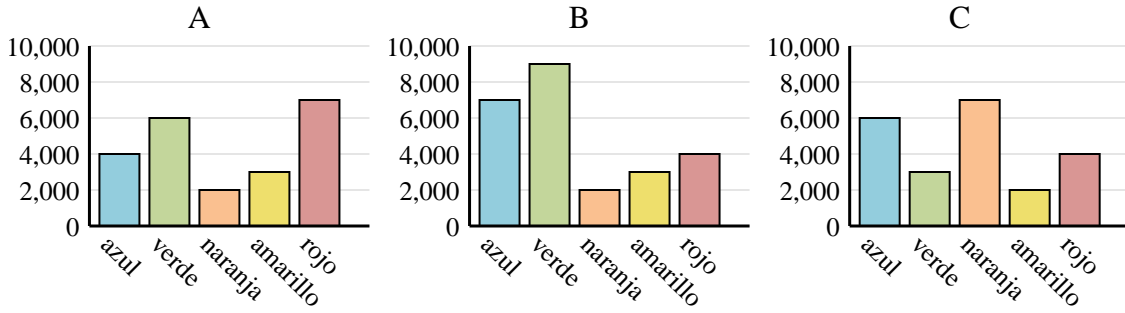
4)	Ventas	Ene	Feb	Mar	Abr	Mayo
	Mes	5,000	2,000	500	3,000	4,500



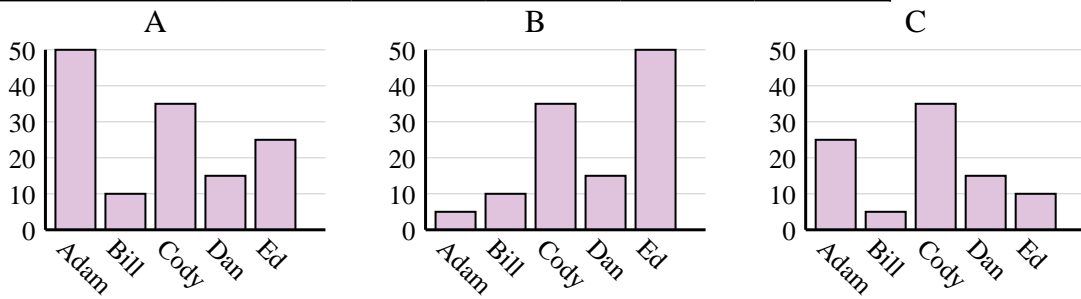


Determina cuál gráfica (A,B o C) representa mejor la información en la tabla.

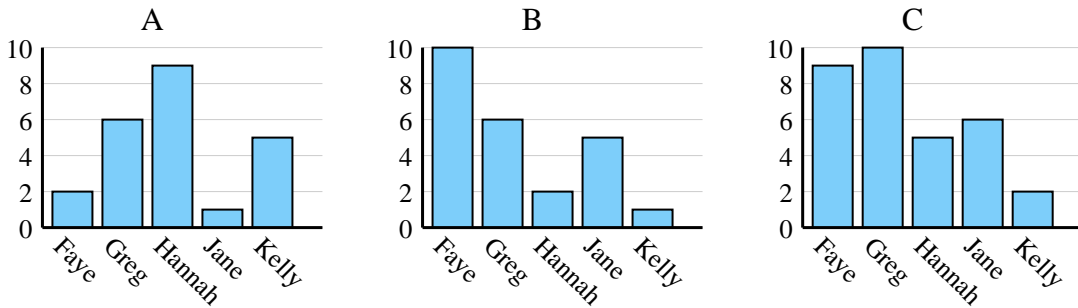
1)	Color favorito	azul	verde	naranja	amarillo	rojo
	Personas	7,000	9,000	2,000	3,000	4,000



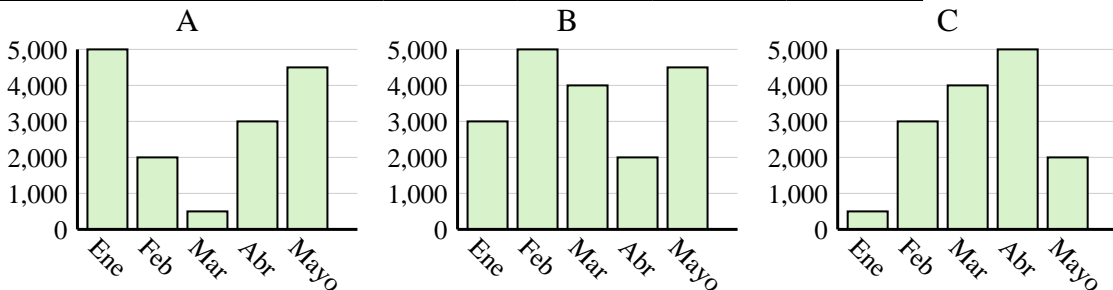
2)	Nombre	Adam	Bill	Cody	Dan	Ed
	Puntos	50	10	35	15	25



3)	Nombre	Faye	Greg	Hannah	Jane	Kelly
	Estados en que ha vivido	10	6	2	5	1



4)	Ventas	Ene	Feb	Mar	Abr	Mayo
	Mes	5,000	2,000	500	3,000	4,500



Respuestas

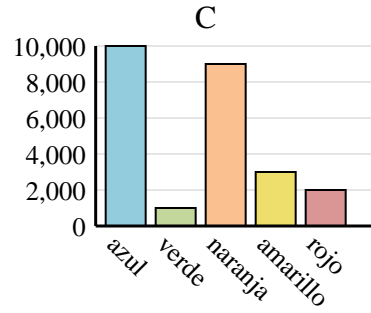
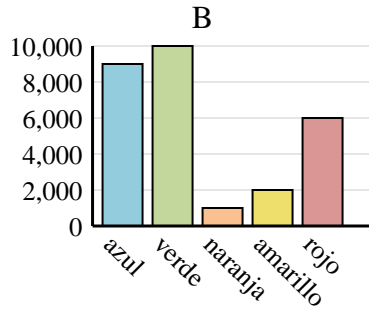
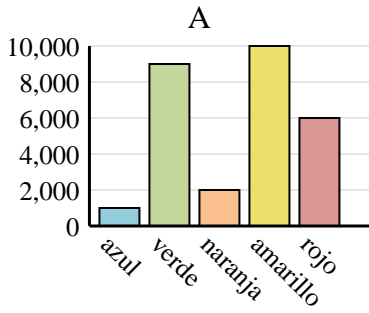
1. **B**
2. **A**
3. **B**
4. **A**



Determina cuál gráfica (A,B o C) representa mejor la información en la tabla.

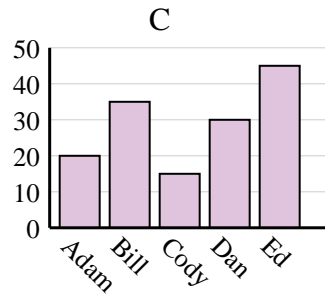
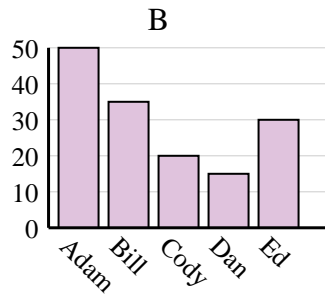
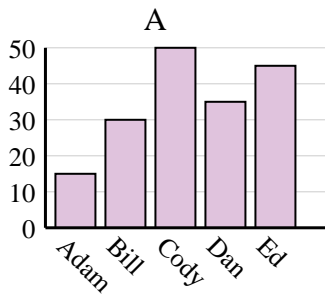
Respuestas

1) Color favorito	azul	verde	naranja	amarillo	rojo
Personas	1,000	9,000	2,000	10,000	6,000

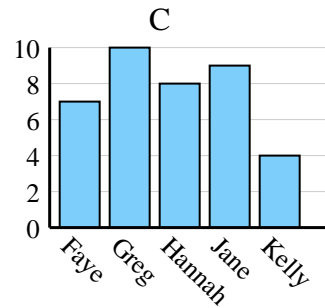
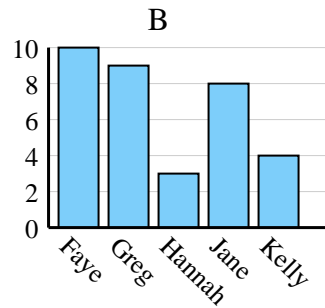
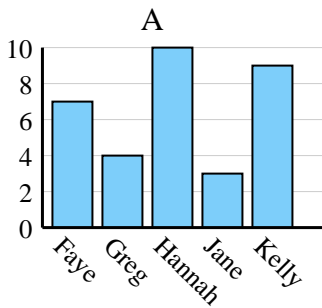


1. _____
2. _____
3. _____
4. _____

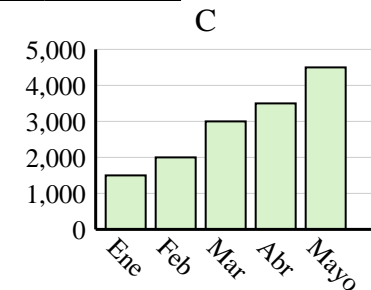
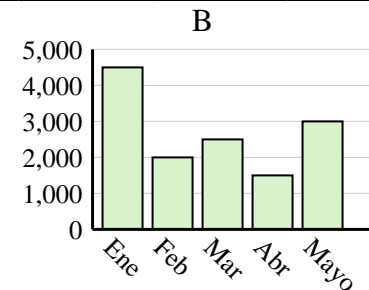
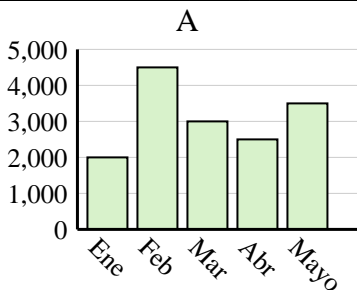
2) Nombre	Adam	Bill	Cody	Dan	Ed
Puntos	50	35	20	15	30



3) Nombre	Faye	Greg	Hannah	Jane	Kelly
Estados en que ha vivido	7	10	8	9	4



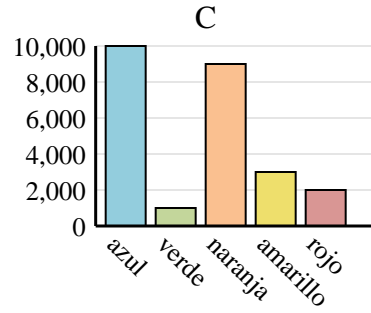
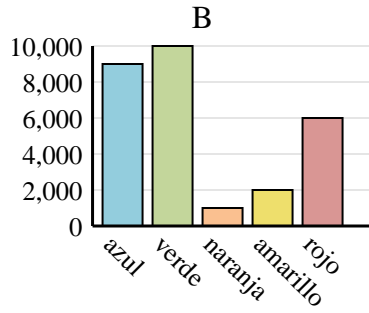
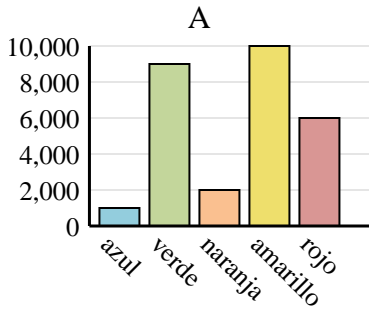
4) Ventas	Ene	Feb	Mar	Abr	Mayo
Mes	1,500	2,000	3,000	3,500	4,500



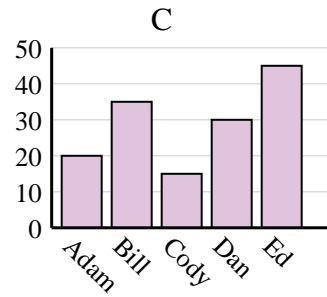
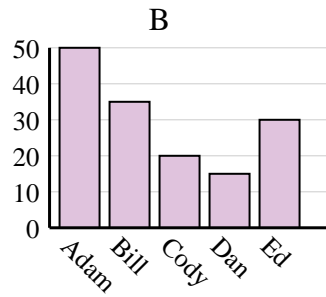
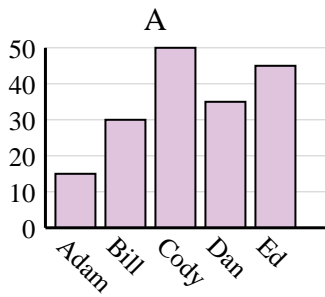


Determina cuál gráfica (A,B o C) representa mejor la información en la tabla.

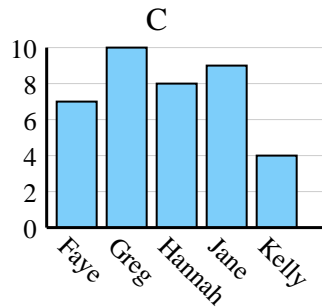
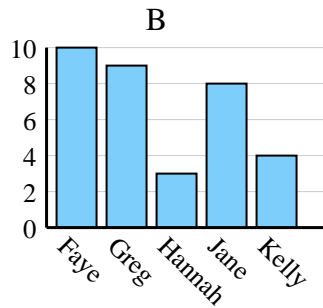
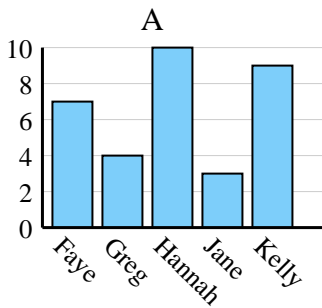
1)	Color favorito	azul	verde	naranja	amarillo	rojo
	Personas	1,000	9,000	2,000	10,000	6,000



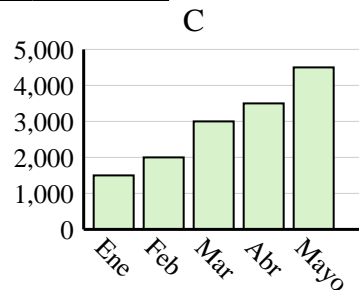
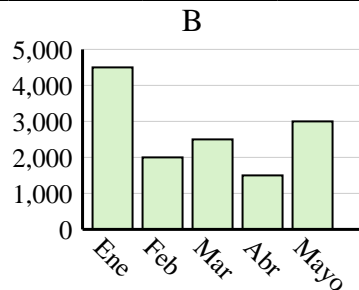
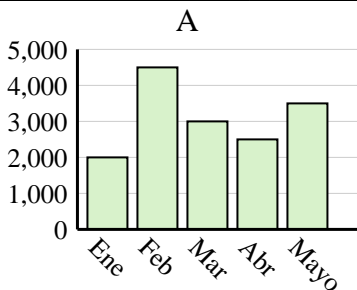
2)	Nombre	Adam	Bill	Cody	Dan	Ed
	Puntos	50	35	20	15	30



3)	Nombre	Faye	Greg	Hannah	Jane	Kelly
	Estados en que ha vivido	7	10	8	9	4



4)	Ventas	Ene	Feb	Mar	Abr	Mayo
	Mes	1,500	2,000	3,000	3,500	4,500



Respuestas

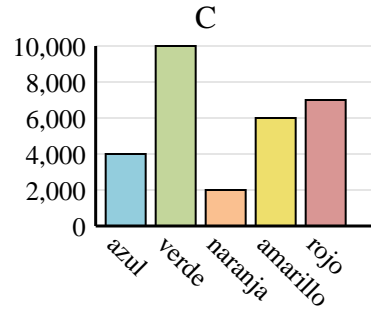
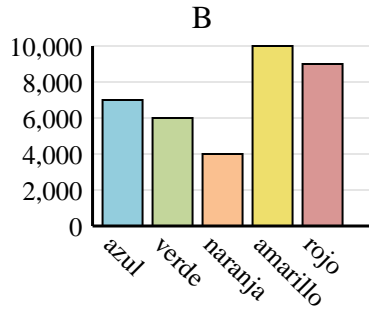
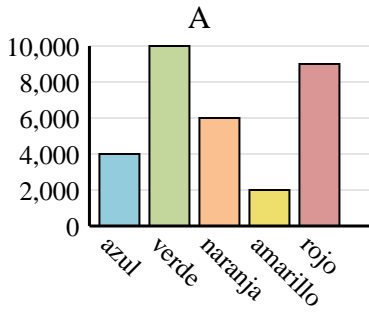
1. **A**
2. **B**
3. **C**
4. **C**



Determina cuál gráfica (A,B o C) representa mejor la información en la tabla.

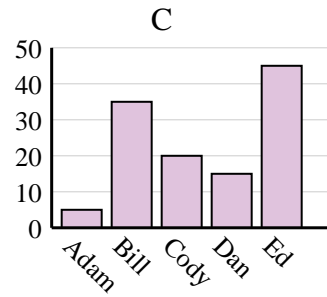
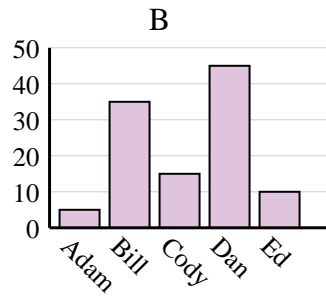
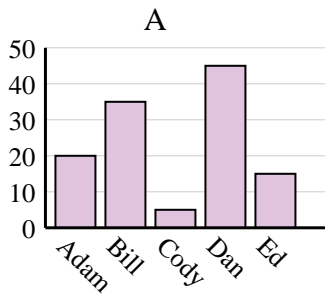
Respuestas

1)	Color favorito	azul	verde	naranja	amarillo	rojo
	Personas	7,000	6,000	4,000	10,000	9,000

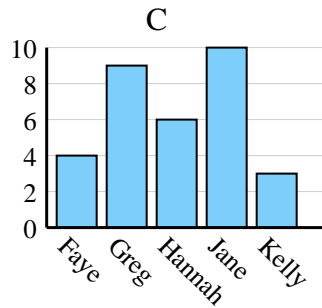
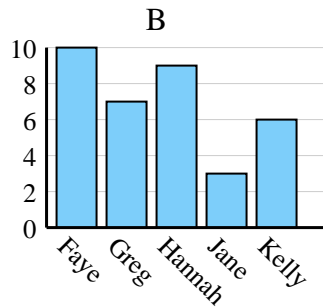
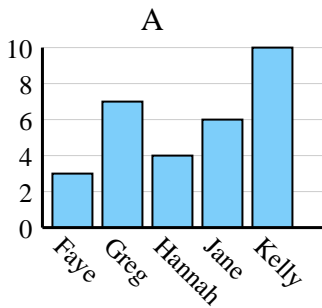


1. _____
2. _____
3. _____
4. _____

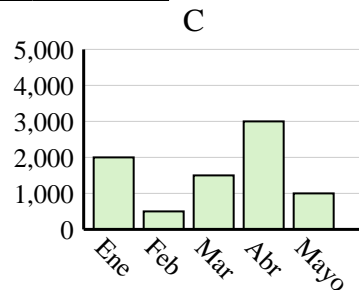
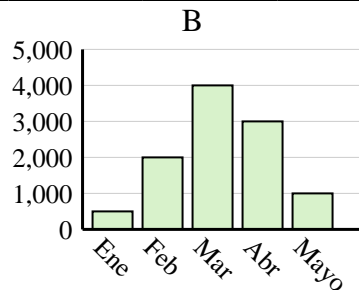
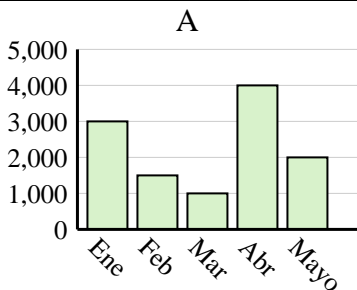
2)	Nombre	Adam	Bill	Cody	Dan	Ed
	Puntos	20	35	5	45	15



3)	Nombre	Faye	Greg	Hannah	Jane	Kelly
	Estados en que ha vivido	4	9	6	10	3



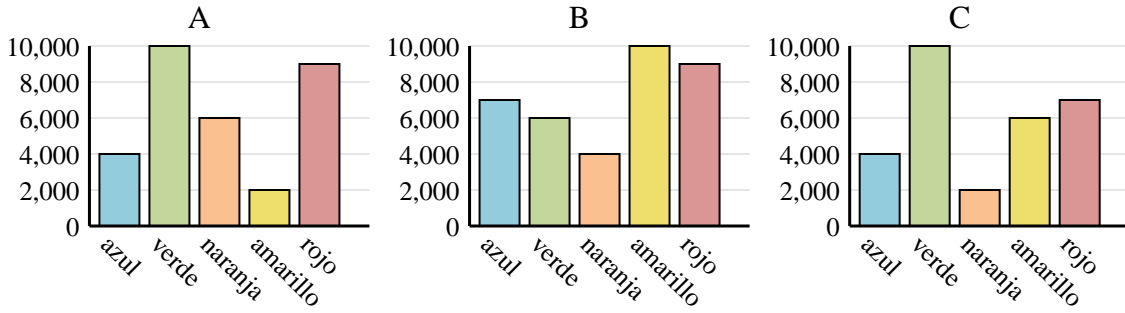
4)	Ventas	Ene	Feb	Mar	Abr	Mayo
	Mes	3,000	1,500	1,000	4,000	2,000



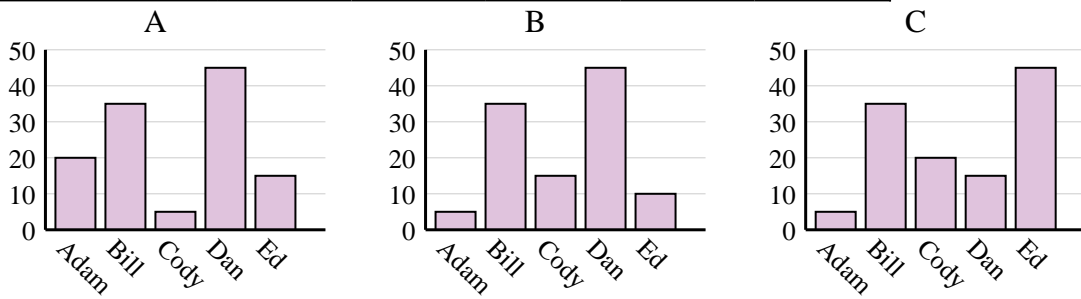


Determina cuál gráfica (A,B o C) representa mejor la información en la tabla.

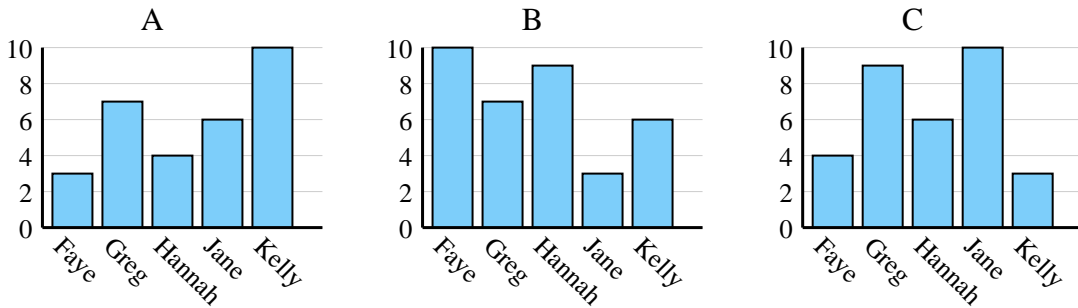
1)	Color favorito	azul	verde	naranja	amarillo	rojo
	Personas	7,000	6,000	4,000	10,000	9,000



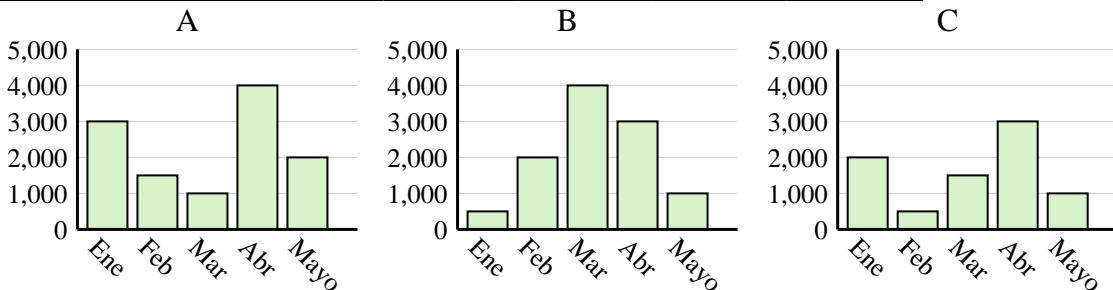
2)	Nombre	Adam	Bill	Cody	Dan	Ed
	Puntos	20	35	5	45	15



3)	Nombre	Faye	Greg	Hannah	Jane	Kelly
	Estados en que ha vivido	4	9	6	10	3



4)	Ventas	Ene	Feb	Mar	Abr	Mayo
	Mes	3,000	1,500	1,000	4,000	2,000



Respuestas

1. **B**
2. **A**
3. **C**
4. **A**