

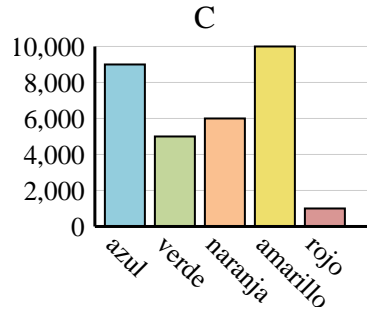
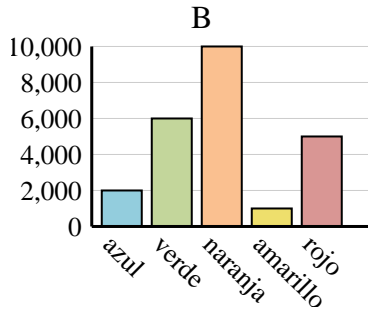
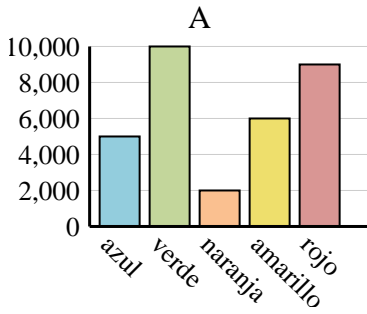


Determina cuál gráfica (A,B o C) representa mejor la información en la tabla.

**Respuestas**

1)

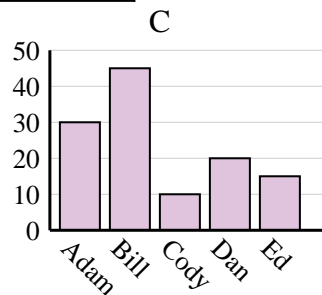
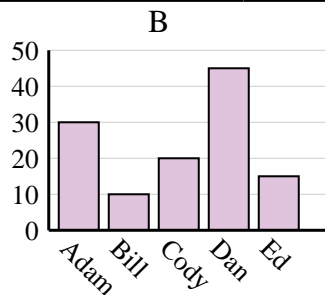
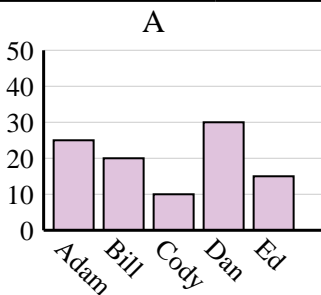
Color favorito	azul	verde	naranja	amarillo	rojo
Personas	2,000	6,000	10,000	1,000	5,000



1. \_\_\_\_\_
2. \_\_\_\_\_
3. \_\_\_\_\_
4. \_\_\_\_\_

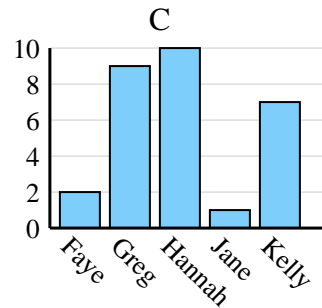
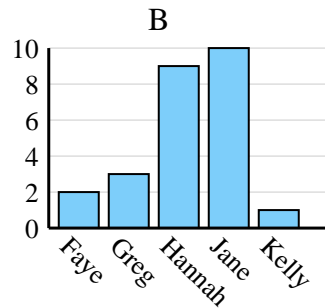
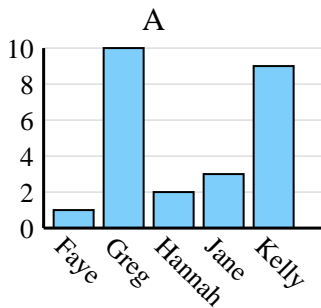
2)

Nombre	Adam	Bill	Cody	Dan	Ed
Puntos	30	10	20	45	15



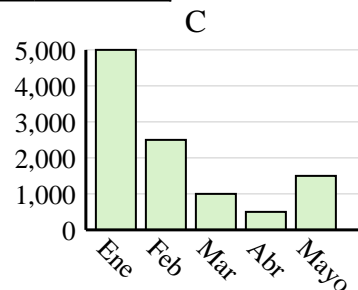
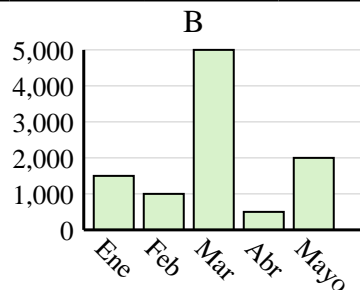
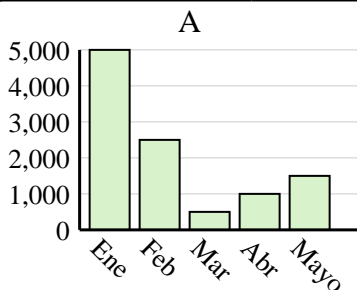
3)

Nombre	Faye	Greg	Hannah	Jane	Kelly
Estados en que ha vivido	2	3	9	10	1



4)

Ventas	Ene	Feb	Mar	Abr	Mayo
Mes	1,500	1,000	5,000	500	2,000



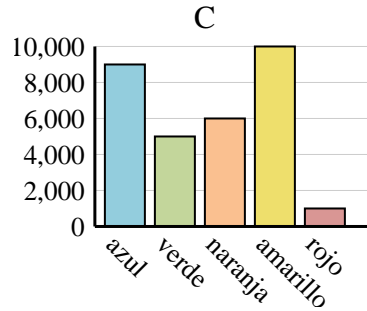
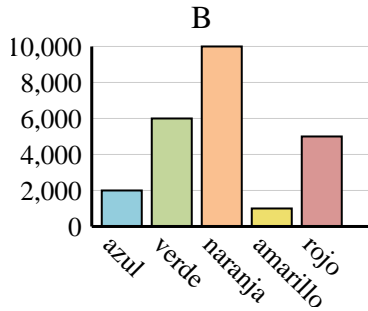
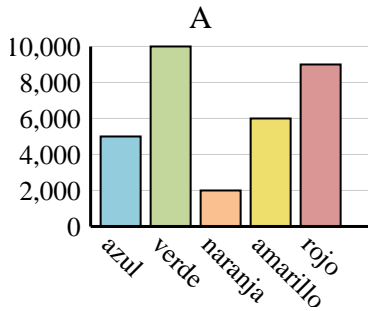


Determina cuál gráfica (A,B o C) representa mejor la información en la tabla.

**Respuestas**

1)

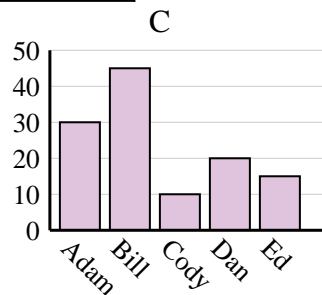
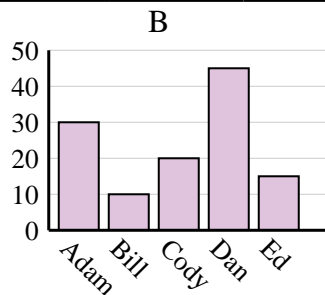
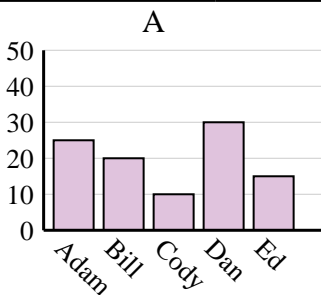
Color favorito	azul	verde	naranja	amarillo	rojo
Personas	2,000	6,000	10,000	1,000	5,000



1. **B**

2)

Nombre	Adam	Bill	Cody	Dan	Ed
Puntos	30	10	20	45	15



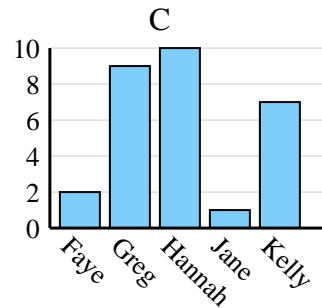
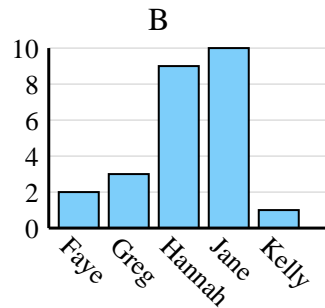
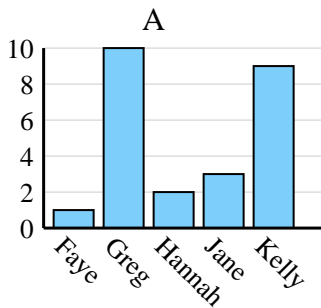
2. **B**

3. **B**

4. **B**

3)

Nombre	Faye	Greg	Hannah	Jane	Kelly
Estados en que ha vivido	2	3	9	10	1



4)

Ventas	Ene	Feb	Mar	Abr	Mayo
Mes	1,500	1,000	5,000	500	2,000

