

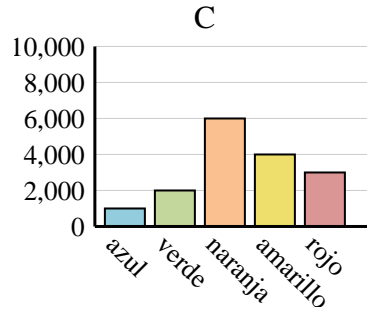
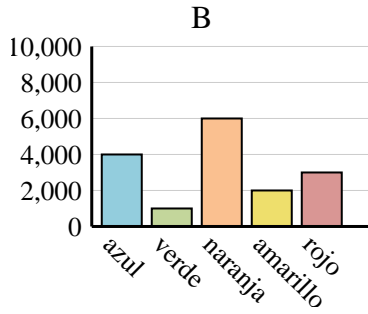
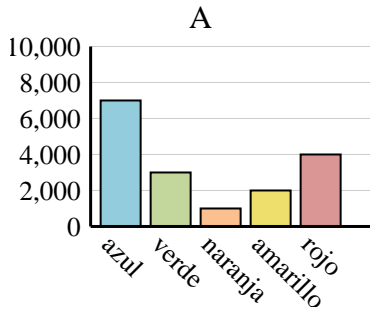


Determina cuál gráfica (A,B o C) representa mejor la información en la tabla.

Respuestas

1)

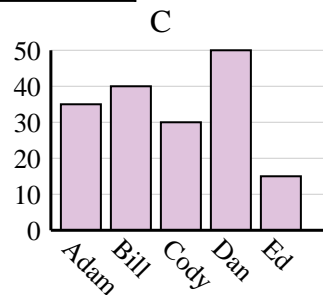
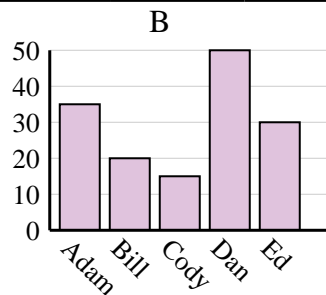
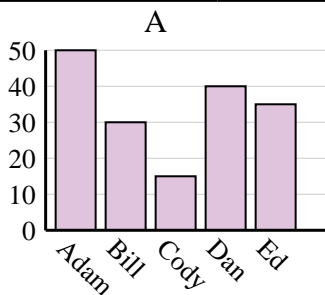
Color favorito	azul	verde	naranja	amarillo	rojo
Personas	4,000	1,000	6,000	2,000	3,000



1. _____
2. _____
3. _____
4. _____

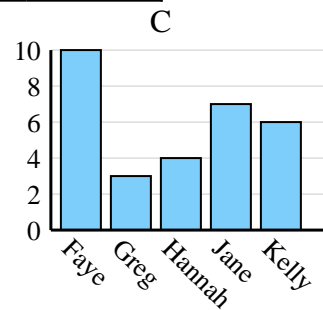
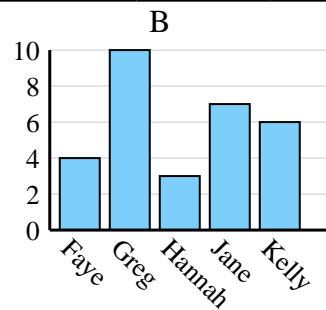
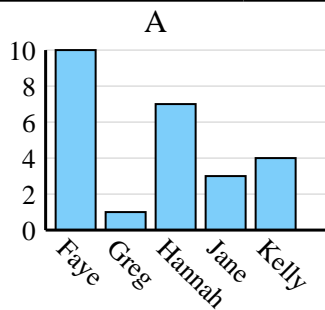
2)

Nombre	Adam	Bill	Cody	Dan	Ed
Puntos	50	30	15	40	35



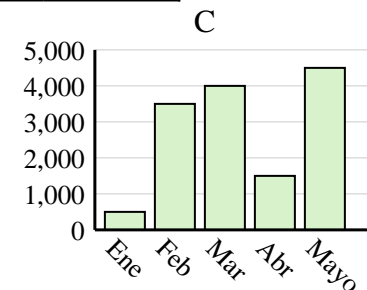
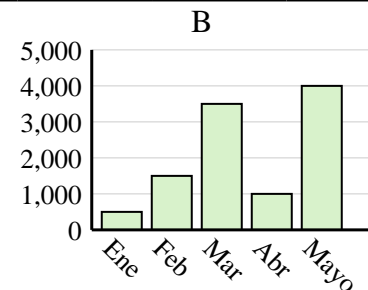
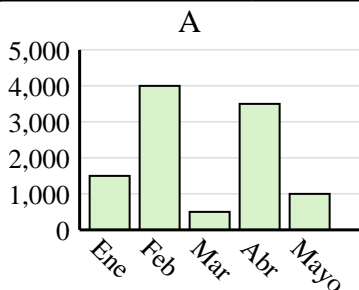
3)

Nombre	Faye	Greg	Hannah	Jane	Kelly
Estados en que ha vivido	10	3	4	7	6



4)

Ventas	Ene	Feb	Mar	Abr	Mayo
Mes	500	3,500	4,000	1,500	4,500

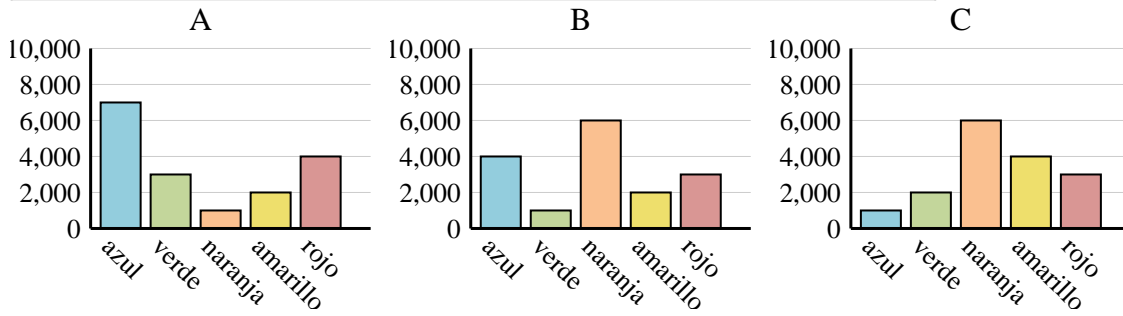




Determina cuál gráfica (A,B o C) representa mejor la información en la tabla.

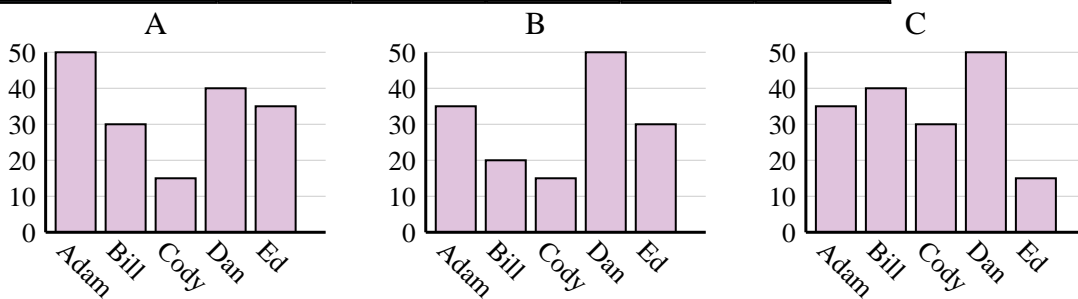
Respuestas

1)	Color favorito	azul	verde	naranja	amarillo	rojo
	Personas	4,000	1,000	6,000	2,000	3,000



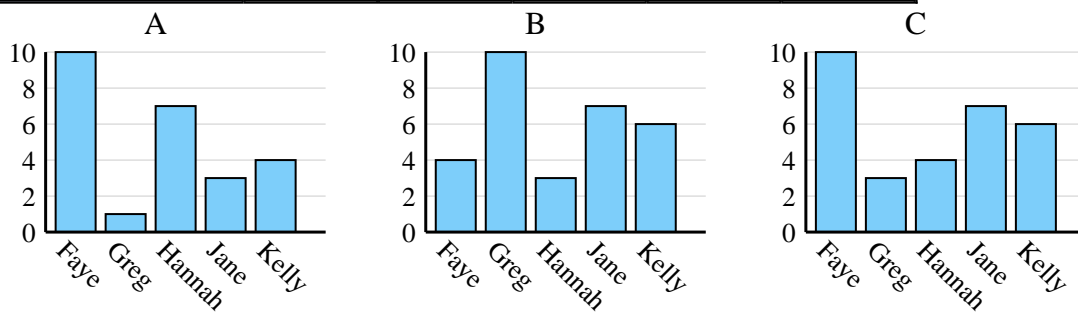
1. **B**

2)	Nombre	Adam	Bill	Cody	Dan	Ed
	Puntos	50	30	15	40	35



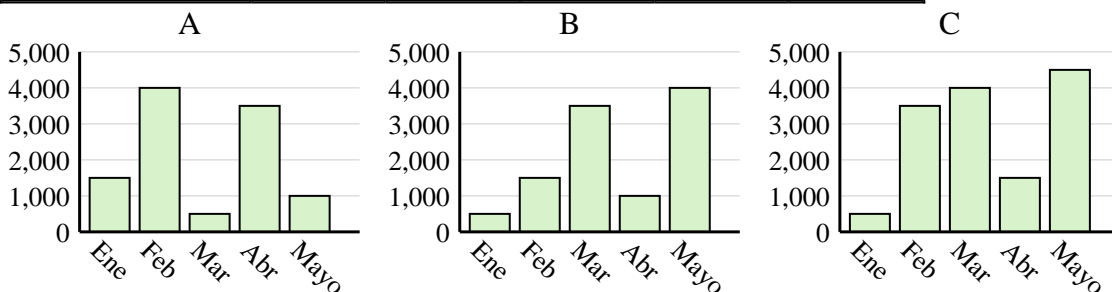
2. **A**

3)	Nombre	Faye	Greg	Hannah	Jane	Kelly
	Estados en que ha vivido	10	3	4	7	6



3. **C**

4)	Ventas	Ene	Feb	Mar	Abr	Mayo
	Mes	500	3,500	4,000	1,500	4,500



4. **C**