



Determina qué gráfica va con cuál tabla.

1)

Color	People
azul	2,000
verde	3,000
naranja	5,000
amarillo	4,000
rojo	1,000

2)

Color	People
azul	4,000
verde	5,000
naranja	1,000
amarillo	2,000
rojo	3,000

3)

Color	People
azul	3,000
verde	2,000
naranja	4,000
amarillo	1,000
rojo	5,000

4)

Color	People
azul	4,000
verde	5,000
naranja	3,000
amarillo	2,000
rojo	1,000

5)

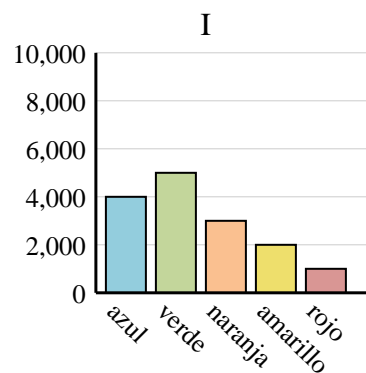
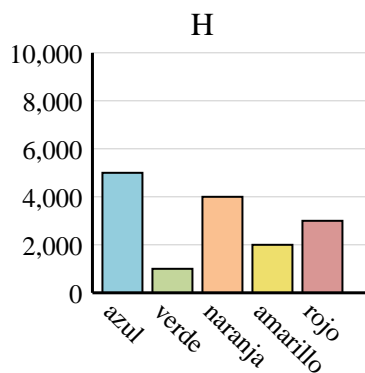
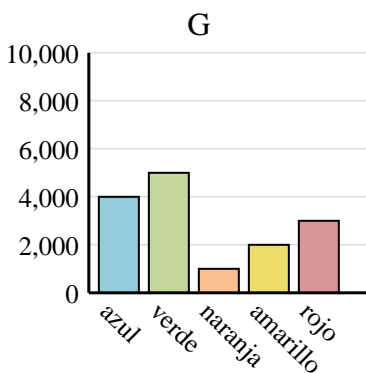
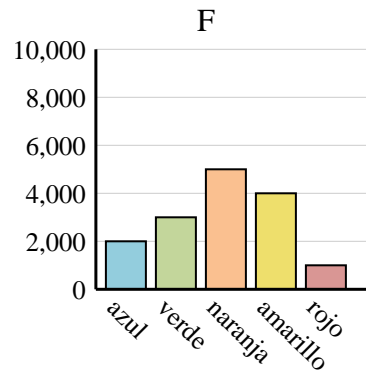
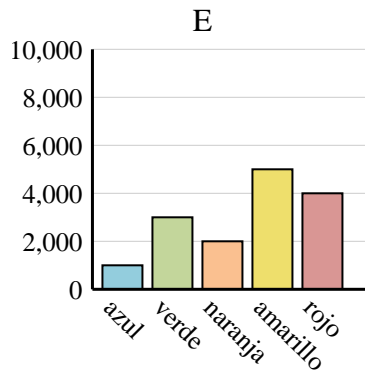
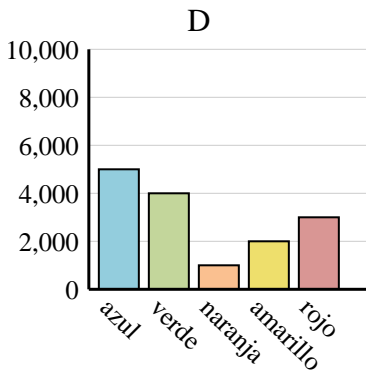
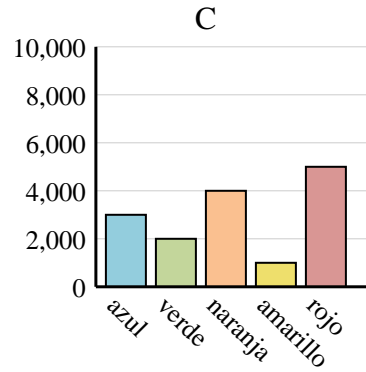
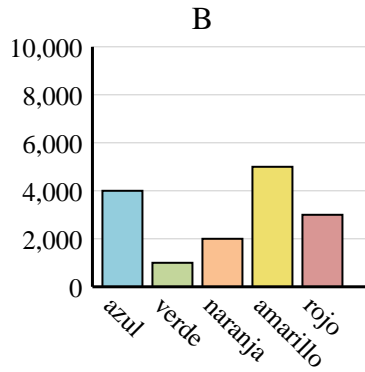
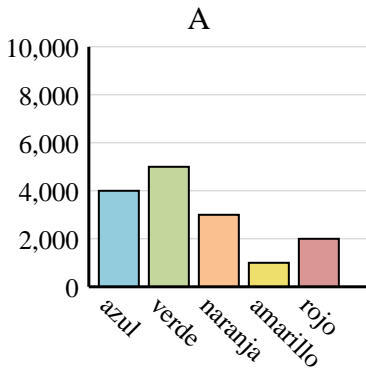
Color	People
azul	4,000
verde	5,000
naranja	3,000
amarillo	1,000
rojo	2,000

6)

Color	People
azul	5,000
verde	4,000
naranja	1,000
amarillo	2,000
rojo	3,000

Respuestas

1. _____
2. _____
3. _____
4. _____
5. _____
6. _____





Determina qué gráfica va con cuál tabla.

1)

Color	People
azul	2,000
verde	3,000
naranja	5,000
amarillo	4,000
rojo	1,000

2)

Color	People
azul	4,000
verde	5,000
naranja	1,000
amarillo	2,000
rojo	3,000

3)

Color	People
azul	3,000
verde	2,000
naranja	4,000
amarillo	1,000
rojo	5,000

4)

Color	People
azul	4,000
verde	5,000
naranja	3,000
amarillo	2,000
rojo	1,000

5)

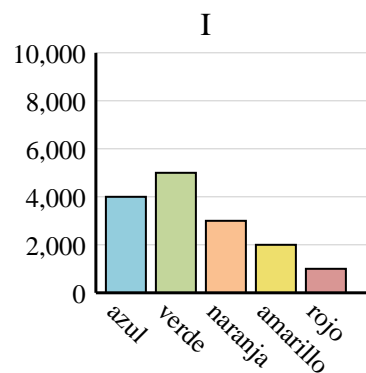
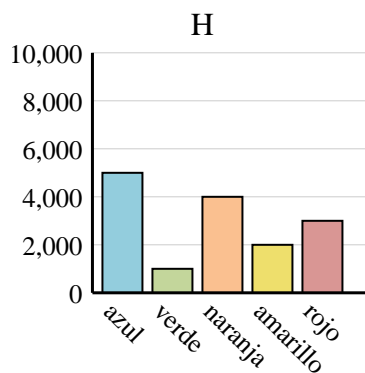
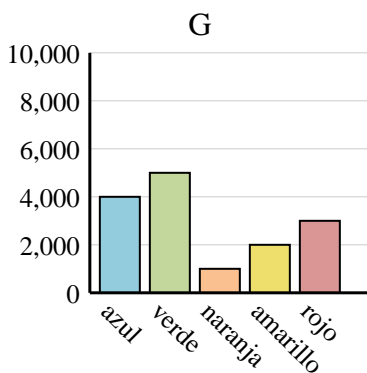
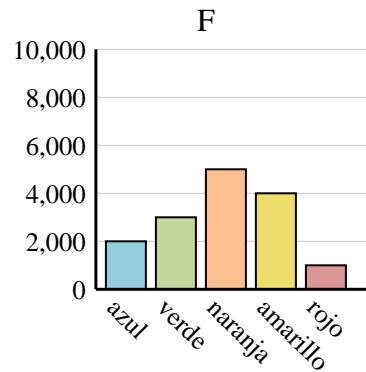
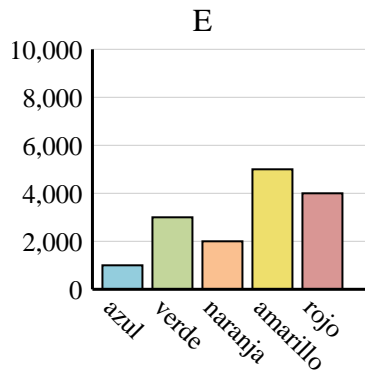
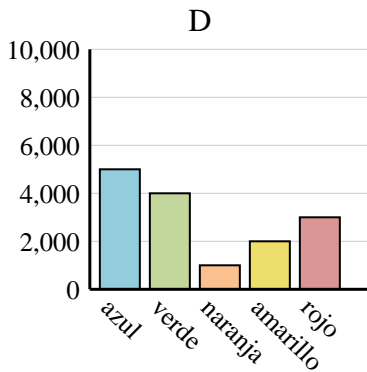
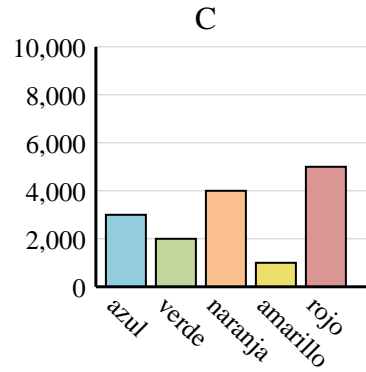
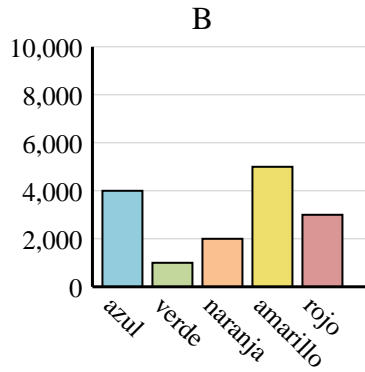
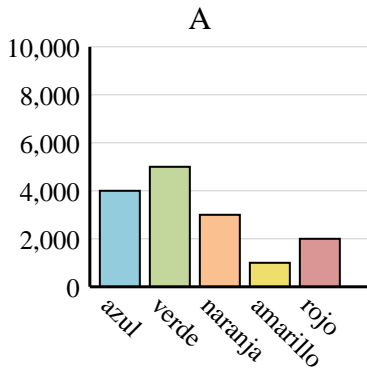
Color	People
azul	4,000
verde	5,000
naranja	3,000
amarillo	1,000
rojo	2,000

6)

Color	People
azul	5,000
verde	4,000
naranja	1,000
amarillo	2,000
rojo	3,000

Respuestas

1. **F**
2. **G**
3. **C**
4. **I**
5. **A**
6. **D**





Determina qué gráfica va con cuál tabla.

1)

Color	People
azul	5,000
verde	8,000
naranja	10,000
amarillo	3,000
rojo	1,000

2)

Color	People
azul	8,000
verde	10,000
naranja	1,000
amarillo	3,000
rojo	5,000

3)

Color	People
azul	3,000
verde	1,000
naranja	5,000
amarillo	8,000
rojo	10,000

4)

Color	People
azul	5,000
verde	3,000
naranja	8,000
amarillo	10,000
rojo	1,000

5)

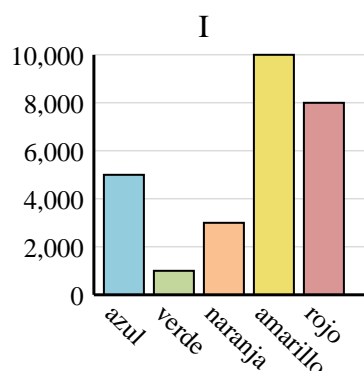
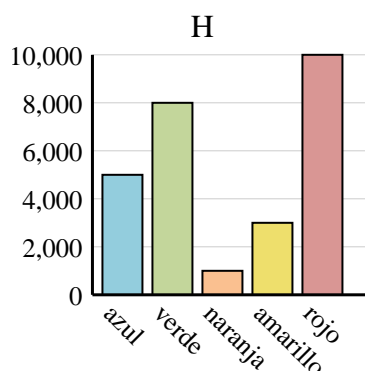
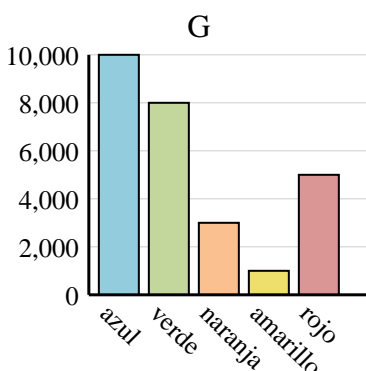
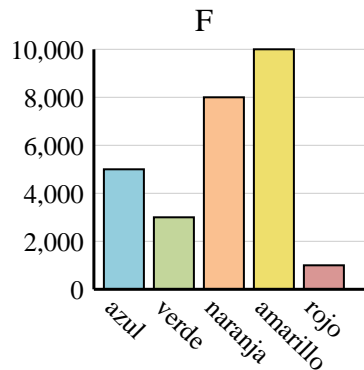
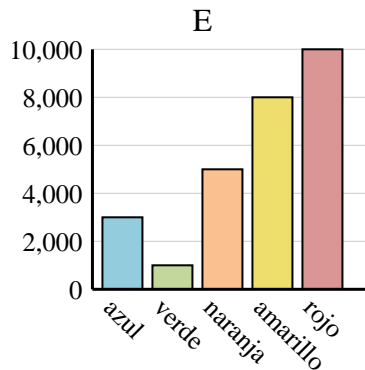
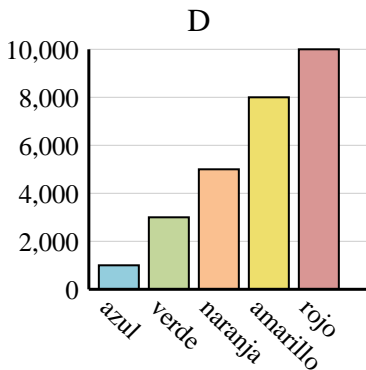
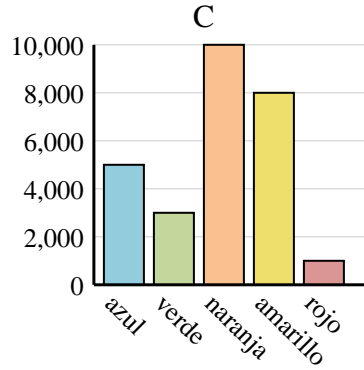
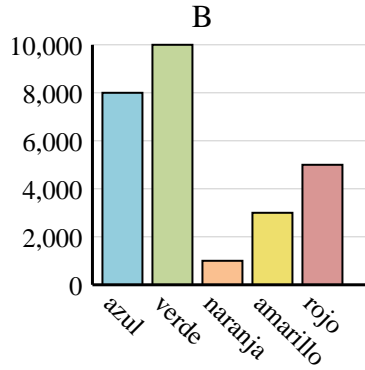
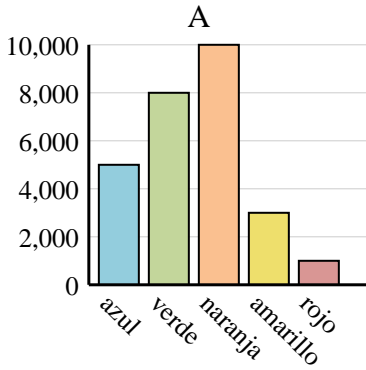
Color	People
azul	5,000
verde	1,000
naranja	3,000
amarillo	10,000
rojo	8,000

6)

Color	People
azul	5,000
verde	3,000
naranja	10,000
amarillo	8,000
rojo	1,000

Respuestas

1. _____
2. _____
3. _____
4. _____
5. _____
6. _____





Determina qué gráfica va con cuál tabla.

1)

Color	People
azul	5,000
verde	8,000
naranja	10,000
amarillo	3,000
rojo	1,000

2)

Color	People
azul	8,000
verde	10,000
naranja	1,000
amarillo	3,000
rojo	5,000

3)

Color	People
azul	3,000
verde	1,000
naranja	5,000
amarillo	8,000
rojo	10,000

4)

Color	People
azul	5,000
verde	3,000
naranja	8,000
amarillo	10,000
rojo	1,000

5)

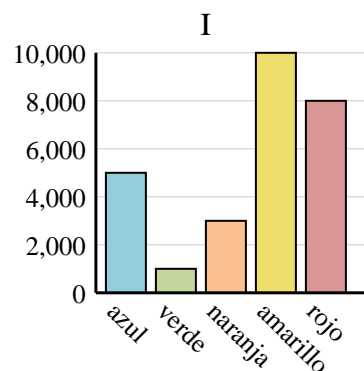
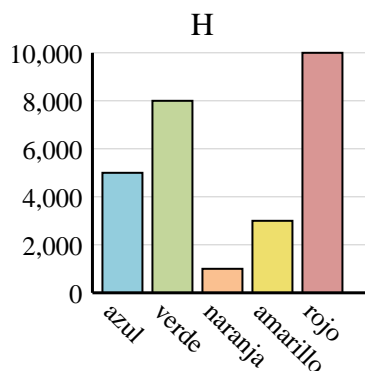
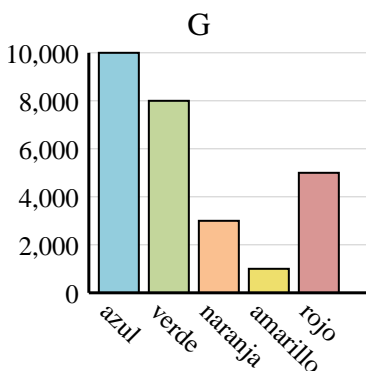
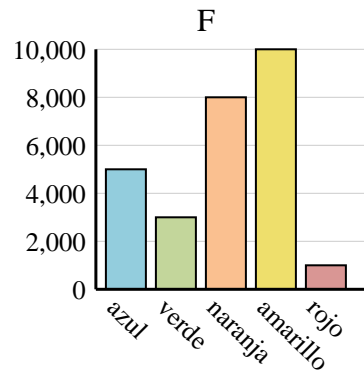
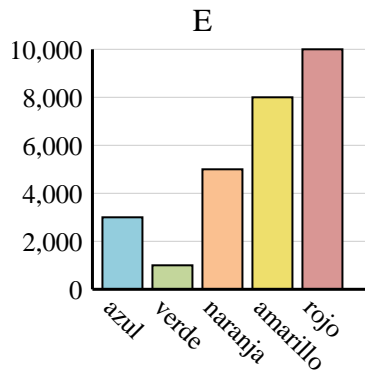
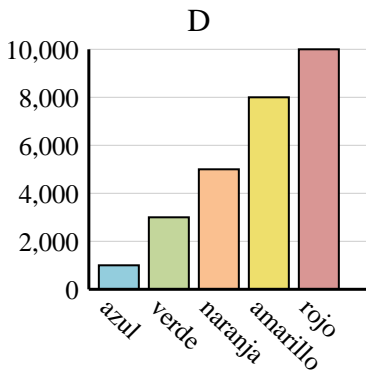
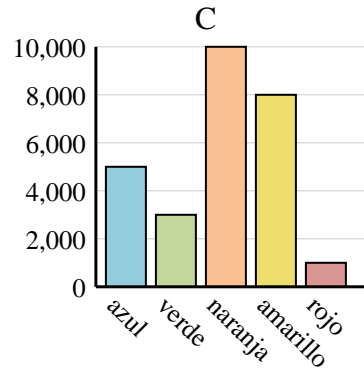
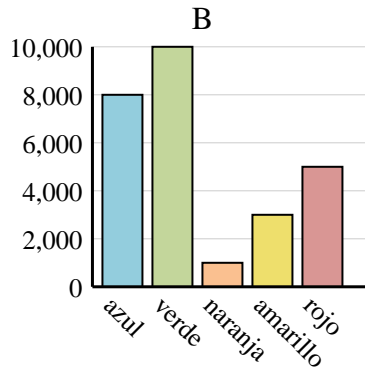
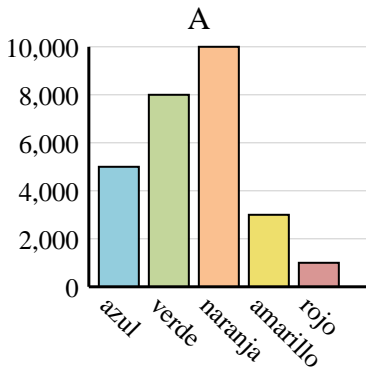
Color	People
azul	5,000
verde	1,000
naranja	3,000
amarillo	10,000
rojo	8,000

6)

Color	People
azul	5,000
verde	3,000
naranja	10,000
amarillo	8,000
rojo	1,000

Respuestas

1. **A**
2. **B**
3. **E**
4. **F**
5. **I**
6. **C**





Determina qué gráfica va con cuál tabla.

1)

Color	People
azul	3,000
verde	6,000
naranja	10,000
amarillo	4,000
rojo	9,000

2)

Color	People
azul	6,000
verde	4,000
naranja	9,000
amarillo	10,000
rojo	3,000

3)

Color	People
azul	6,000
verde	3,000
naranja	10,000
amarillo	9,000
rojo	4,000

4)

Color	People
azul	6,000
verde	3,000
naranja	10,000
amarillo	4,000
rojo	9,000

5)

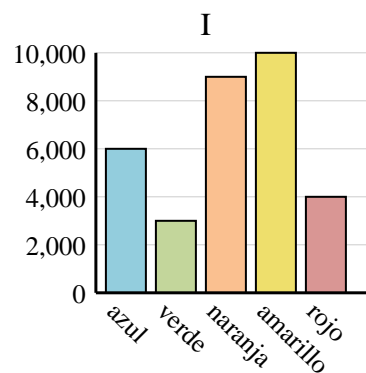
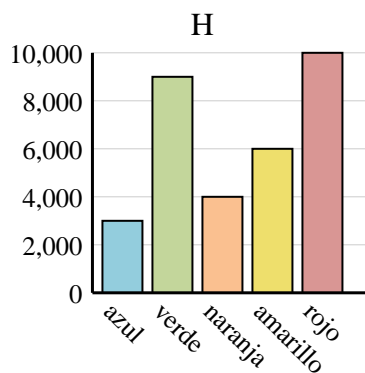
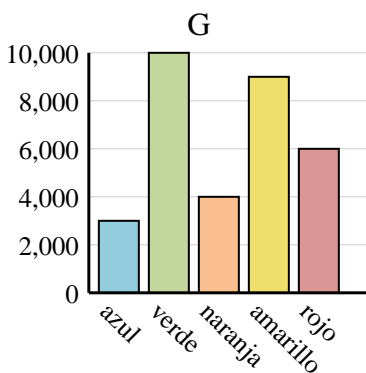
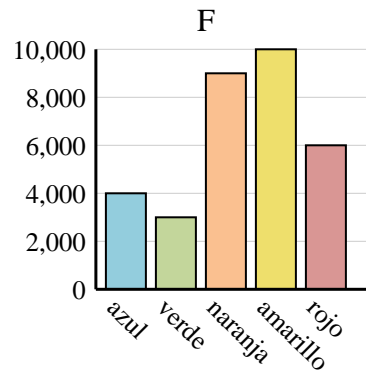
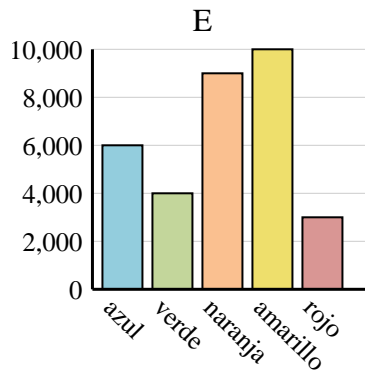
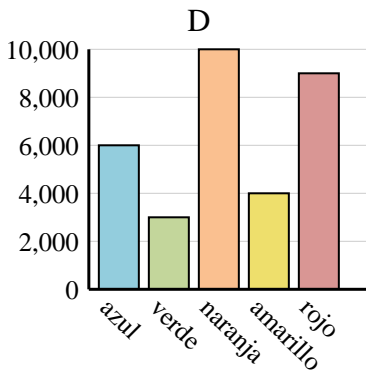
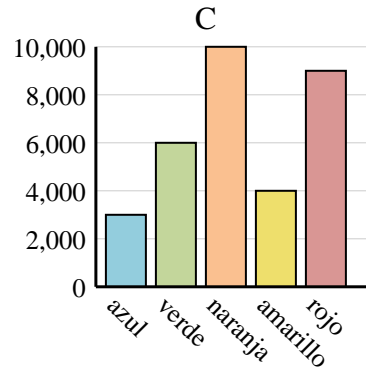
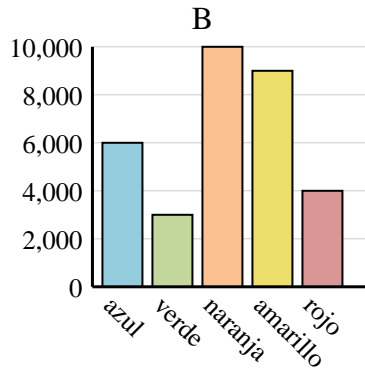
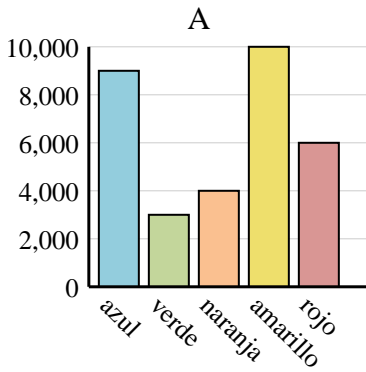
Color	People
azul	9,000
verde	3,000
naranja	4,000
amarillo	10,000
rojo	6,000

6)

Color	People
azul	6,000
verde	3,000
naranja	9,000
amarillo	10,000
rojo	4,000

Respuestas

1. _____
2. _____
3. _____
4. _____
5. _____
6. _____





Determina qué gráfica va con cuál tabla.

1)

Color	People
azul	3,000
verde	6,000
naranja	10,000
amarillo	4,000
rojo	9,000

2)

Color	People
azul	6,000
verde	4,000
naranja	9,000
amarillo	10,000
rojo	3,000

3)

Color	People
azul	6,000
verde	3,000
naranja	10,000
amarillo	9,000
rojo	4,000

4)

Color	People
azul	6,000
verde	3,000
naranja	10,000
amarillo	4,000
rojo	9,000

5)

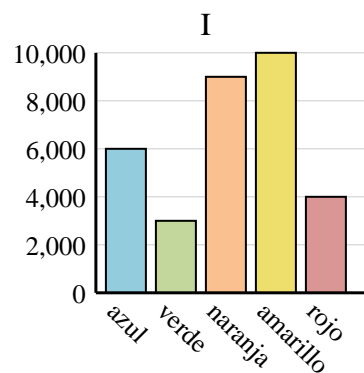
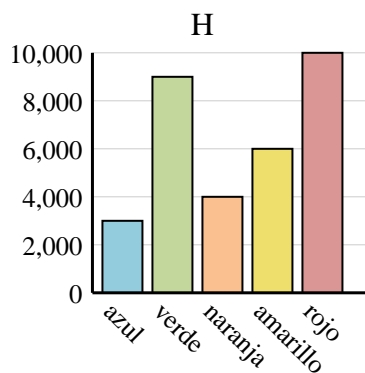
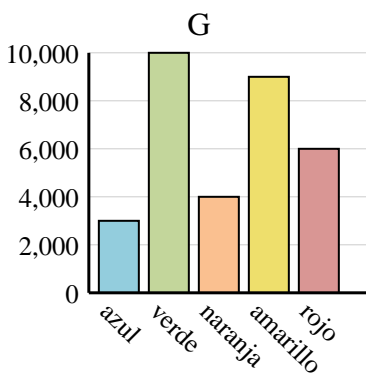
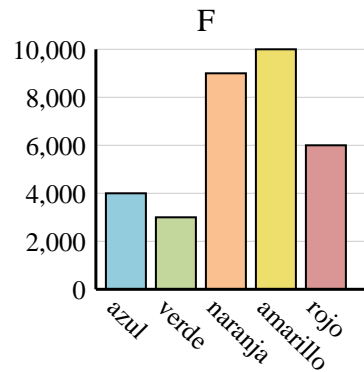
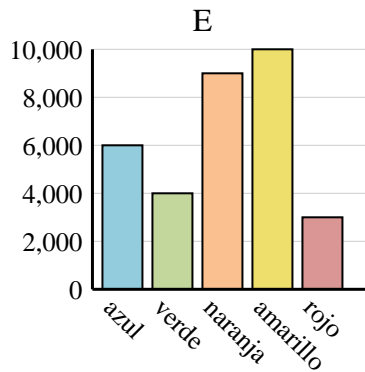
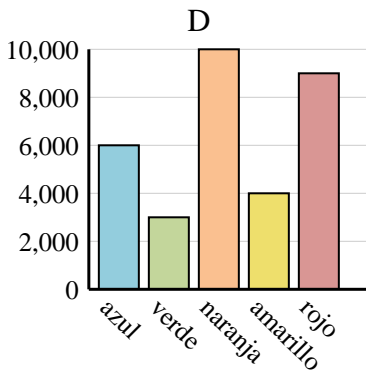
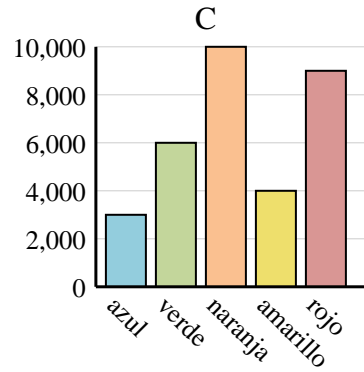
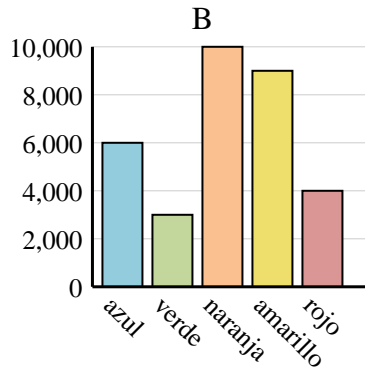
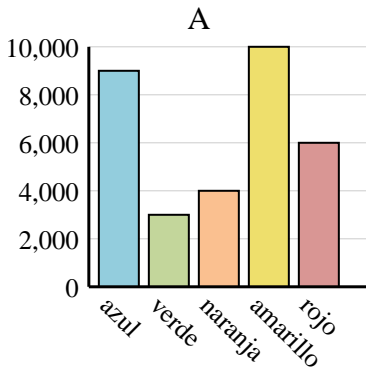
Color	People
azul	9,000
verde	3,000
naranja	4,000
amarillo	10,000
rojo	6,000

6)

Color	People
azul	6,000
verde	3,000
naranja	9,000
amarillo	10,000
rojo	4,000

Respuestas

1. **C**
2. **E**
3. **B**
4. **D**
5. **A**
6. **I**





Determina qué gráfica va con cuál tabla.

1)

Color	People
azul	8,000
verde	2,000
naranja	3,000
amarillo	9,000
rojo	6,000

2)

Color	People
azul	2,000
verde	8,000
naranja	9,000
amarillo	6,000
rojo	3,000

3)

Color	People
azul	2,000
verde	9,000
naranja	3,000
amarillo	6,000
rojo	8,000

4)

Color	People
azul	8,000
verde	2,000
naranja	3,000
amarillo	6,000
rojo	9,000

5)

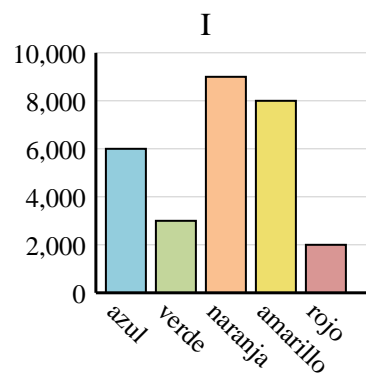
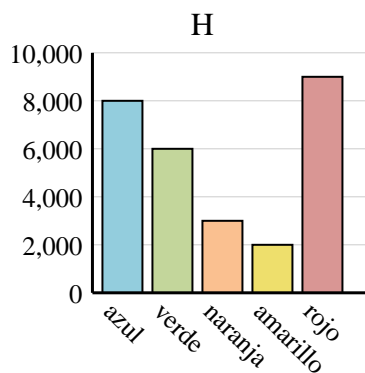
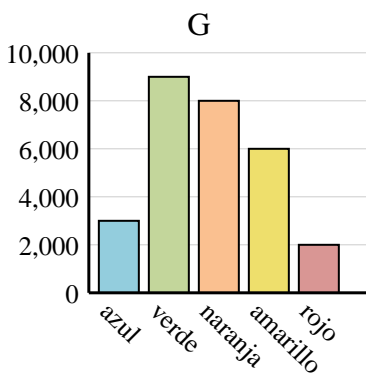
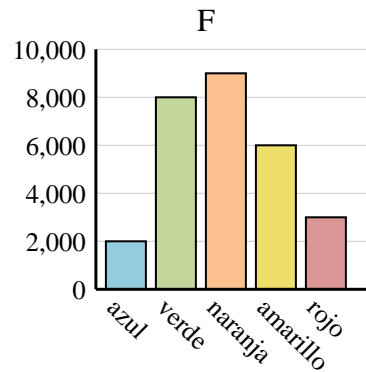
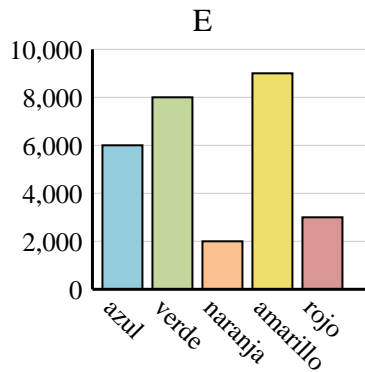
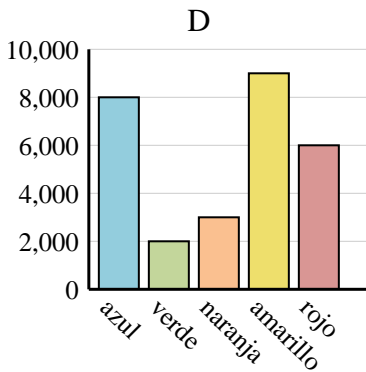
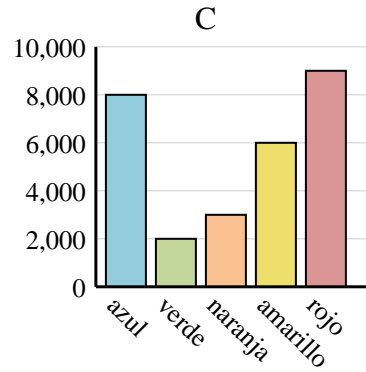
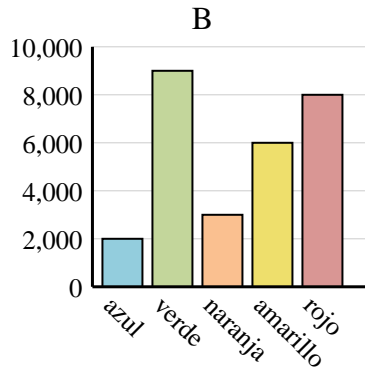
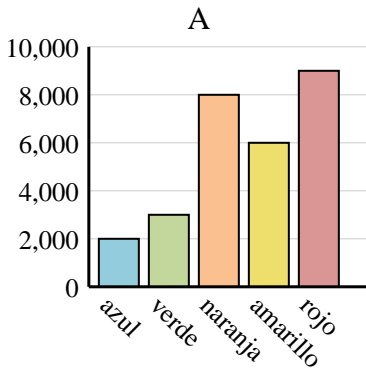
Color	People
azul	6,000
verde	8,000
naranja	2,000
amarillo	9,000
rojo	3,000

6)

Color	People
azul	8,000
verde	6,000
naranja	3,000
amarillo	2,000
rojo	9,000

Respuestas

1. _____
2. _____
3. _____
4. _____
5. _____
6. _____





Determina qué gráfica va con cuál tabla.

1)

Color	People
azul	8,000
verde	2,000
naranja	3,000
amarillo	9,000
rojo	6,000

2)

Color	People
azul	2,000
verde	8,000
naranja	9,000
amarillo	6,000
rojo	3,000

3)

Color	People
azul	2,000
verde	9,000
naranja	3,000
amarillo	6,000
rojo	8,000

4)

Color	People
azul	8,000
verde	2,000
naranja	3,000
amarillo	6,000
rojo	9,000

5)

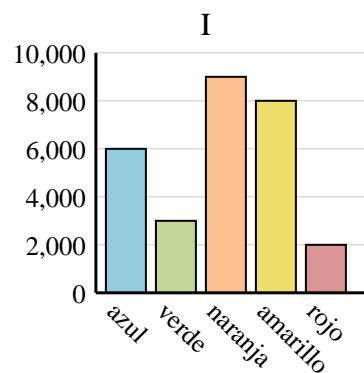
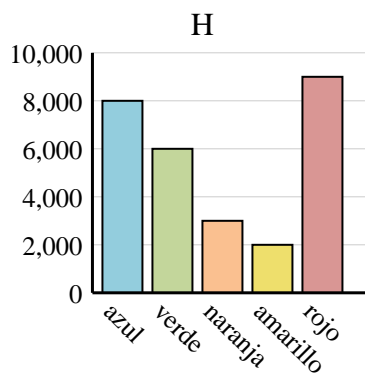
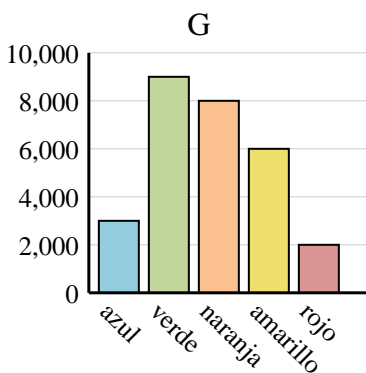
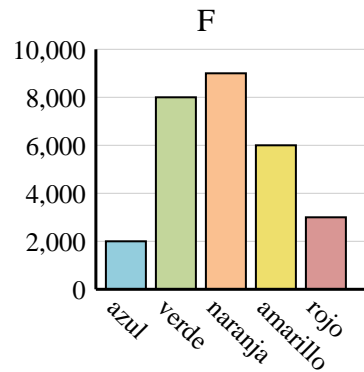
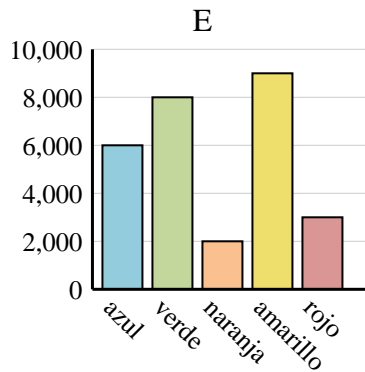
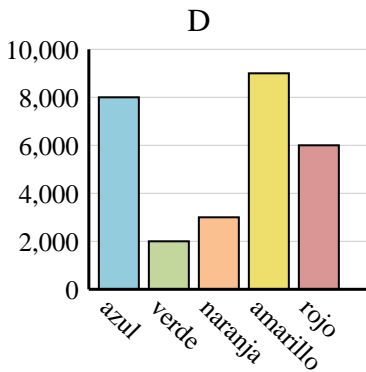
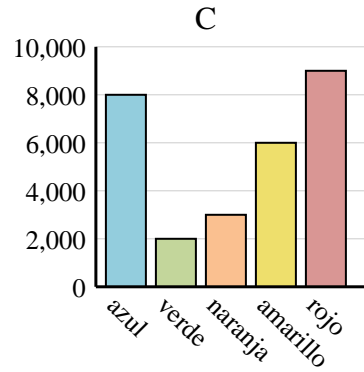
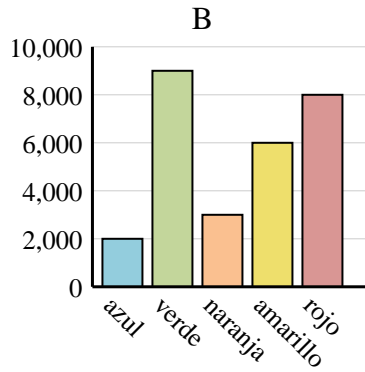
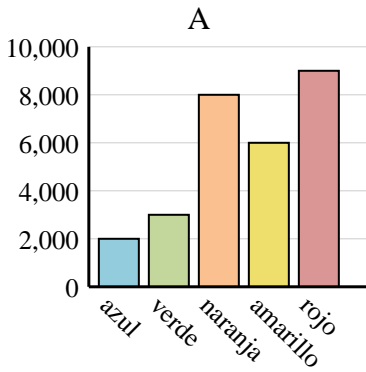
Color	People
azul	6,000
verde	8,000
naranja	2,000
amarillo	9,000
rojo	3,000

6)

Color	People
azul	8,000
verde	6,000
naranja	3,000
amarillo	2,000
rojo	9,000

Respuestas

1. **D**
2. **F**
3. **B**
4. **C**
5. **E**
6. **H**





Determina qué gráfica va con cuál tabla.

1)

Color	People
azul	6,000
verde	1,000
naranja	9,000
amarillo	10,000
rojo	4,000

2)

Color	People
azul	9,000
verde	6,000
naranja	4,000
amarillo	10,000
rojo	1,000

3)

Color	People
azul	1,000
verde	6,000
naranja	4,000
amarillo	9,000
rojo	10,000

4)

Color	People
azul	10,000
verde	6,000
naranja	4,000
amarillo	1,000
rojo	9,000

5)

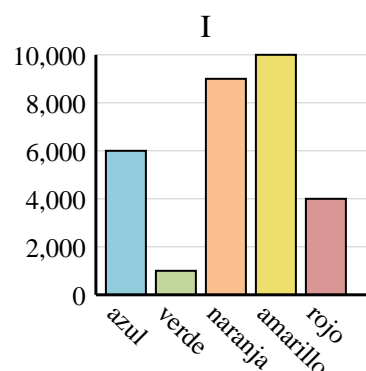
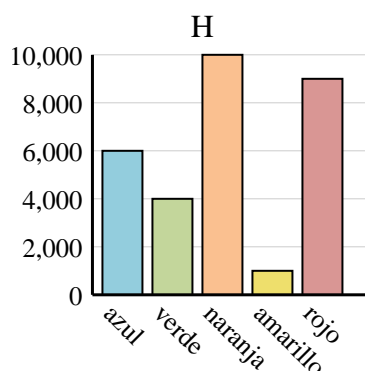
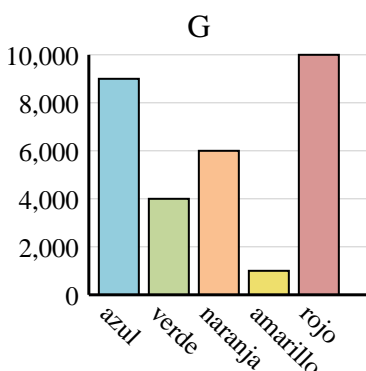
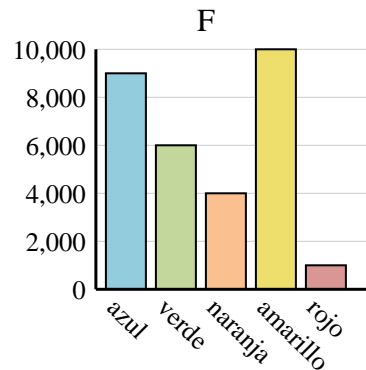
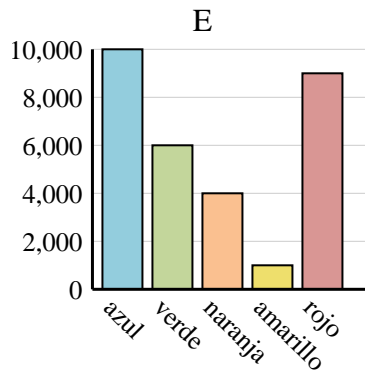
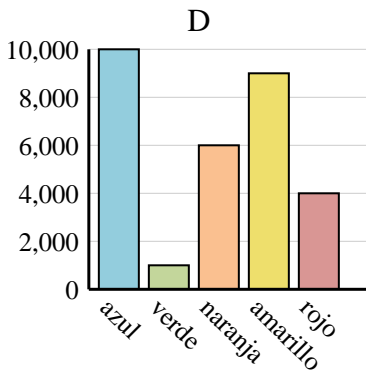
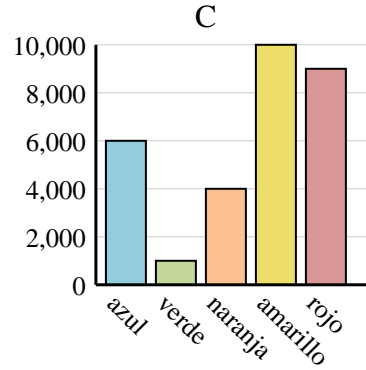
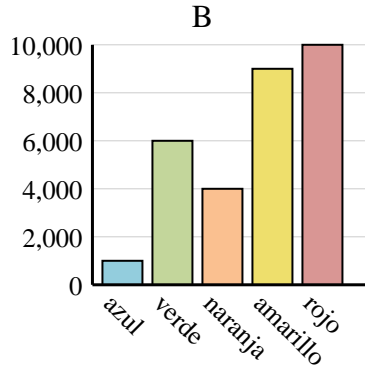
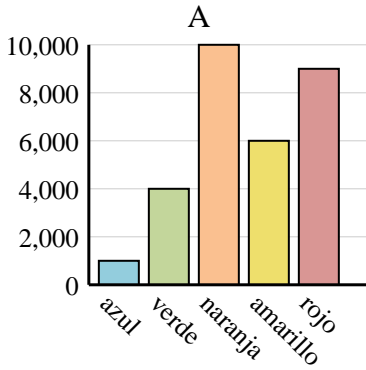
Color	People
azul	6,000
verde	4,000
naranja	10,000
amarillo	1,000
rojo	9,000

6)

Color	People
azul	10,000
verde	1,000
naranja	6,000
amarillo	9,000
rojo	4,000

Respuestas

1. _____
2. _____
3. _____
4. _____
5. _____
6. _____





Determina qué gráfica va con cuál tabla.

1)

Color	People
azul	6,000
verde	1,000
naranja	9,000
amarillo	10,000
rojo	4,000

2)

Color	People
azul	9,000
verde	6,000
naranja	4,000
amarillo	10,000
rojo	1,000

3)

Color	People
azul	1,000
verde	6,000
naranja	4,000
amarillo	9,000
rojo	10,000

4)

Color	People
azul	10,000
verde	6,000
naranja	4,000
amarillo	1,000
rojo	9,000

5)

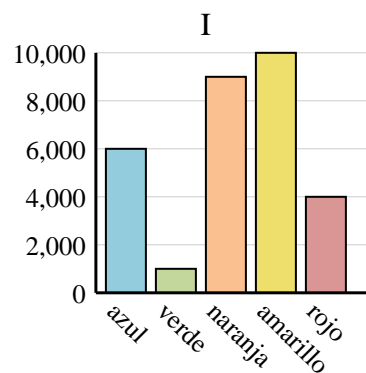
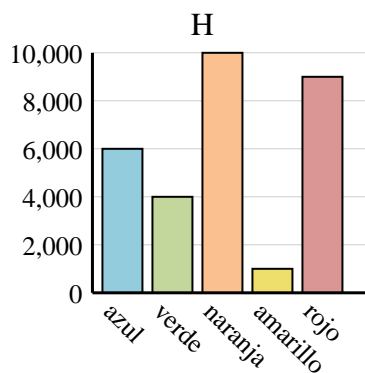
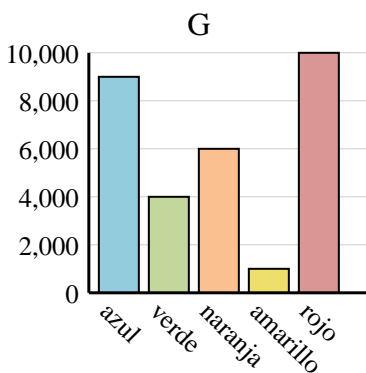
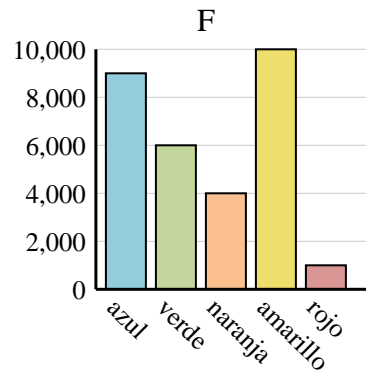
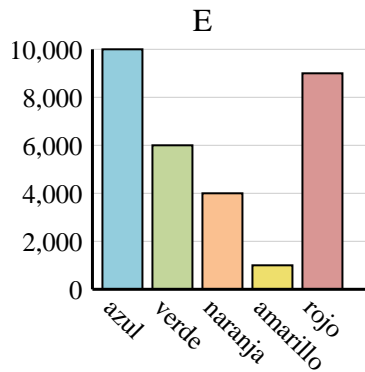
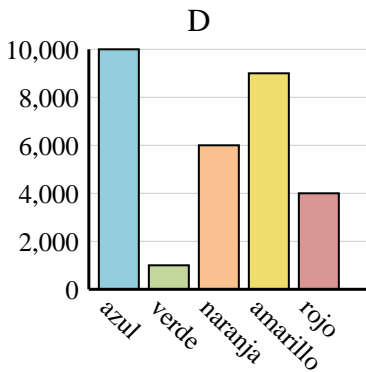
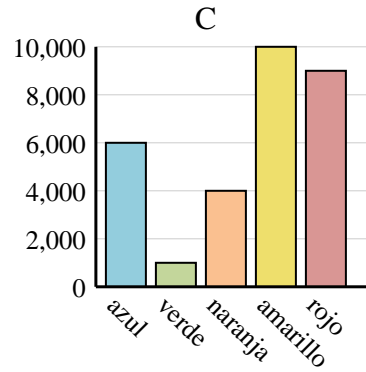
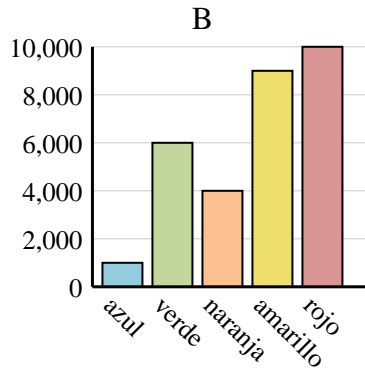
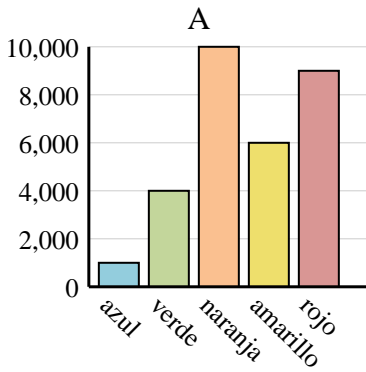
Color	People
azul	6,000
verde	4,000
naranja	10,000
amarillo	1,000
rojo	9,000

6)

Color	People
azul	10,000
verde	1,000
naranja	6,000
amarillo	9,000
rojo	4,000

Respuestas

1. **I**
2. **F**
3. **B**
4. **E**
5. **H**
6. **D**





Determina qué gráfica va con cuál tabla.

1)

Color	People
azul	8,000
verde	6,000
naranja	10,000
amarillo	1,000
rojo	5,000

2)

Color	People
azul	5,000
verde	6,000
naranja	8,000
amarillo	1,000
rojo	10,000

3)

Color	People
azul	5,000
verde	1,000
naranja	8,000
amarillo	10,000
rojo	6,000

4)

Color	People
azul	6,000
verde	5,000
naranja	1,000
amarillo	10,000
rojo	8,000

5)

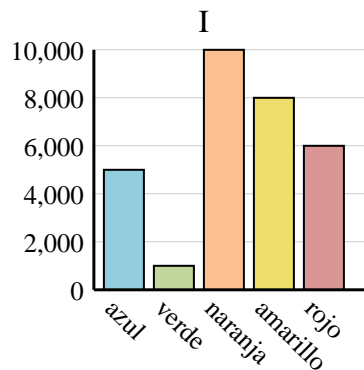
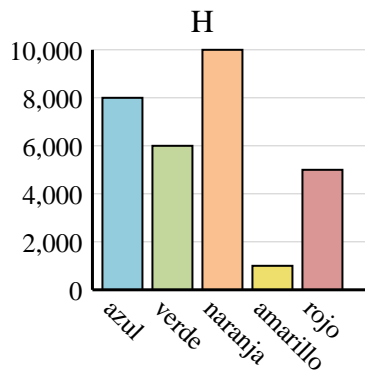
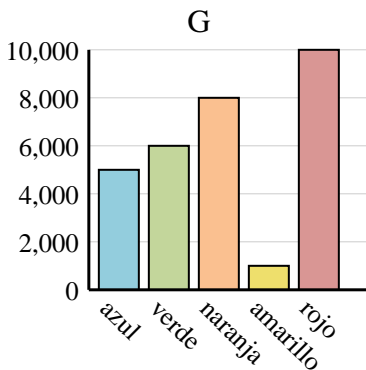
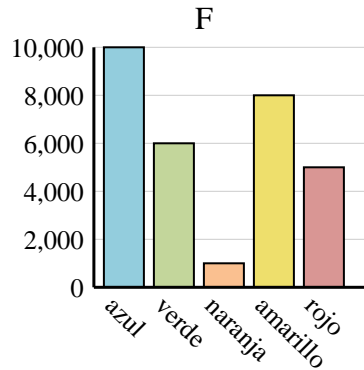
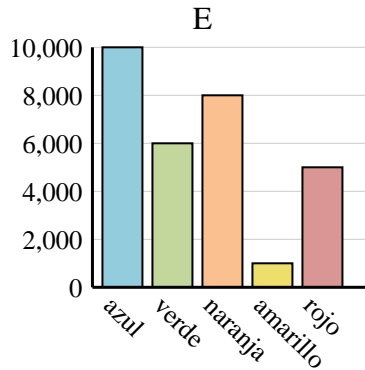
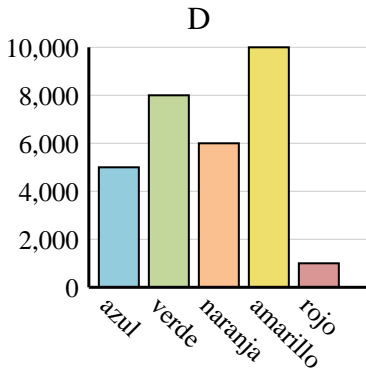
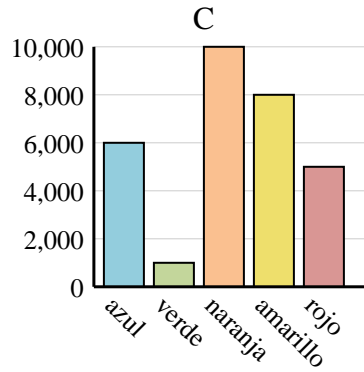
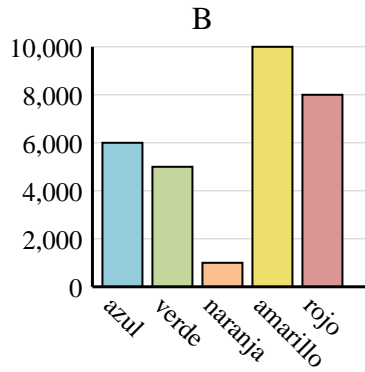
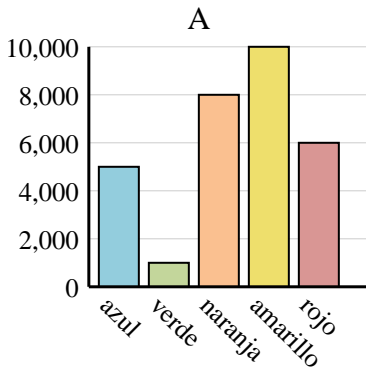
Color	People
azul	6,000
verde	1,000
naranja	10,000
amarillo	8,000
rojo	5,000

6)

Color	People
azul	5,000
verde	1,000
naranja	10,000
amarillo	8,000
rojo	6,000

Respuestas

1. _____
2. _____
3. _____
4. _____
5. _____
6. _____





Determina qué gráfica va con cuál tabla.

1)

Color	People
azul	8,000
verde	6,000
naranja	10,000
amarillo	1,000
rojo	5,000

2)

Color	People
azul	5,000
verde	6,000
naranja	8,000
amarillo	1,000
rojo	10,000

3)

Color	People
azul	5,000
verde	1,000
naranja	8,000
amarillo	10,000
rojo	6,000

4)

Color	People
azul	6,000
verde	5,000
naranja	1,000
amarillo	10,000
rojo	8,000

5)

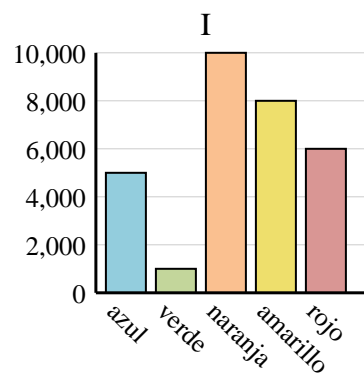
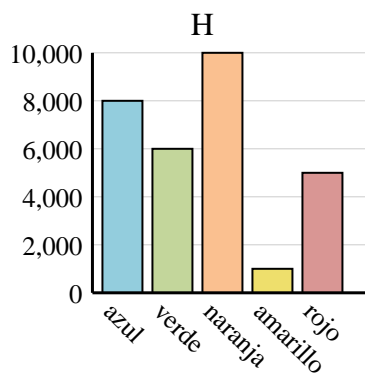
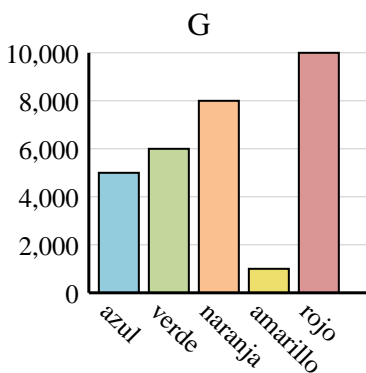
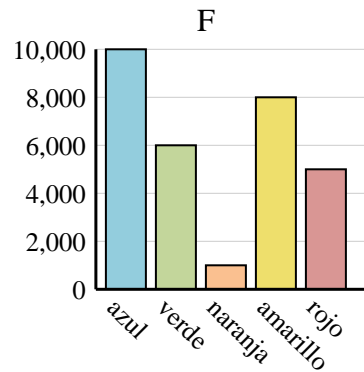
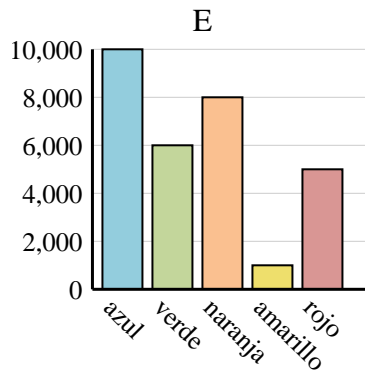
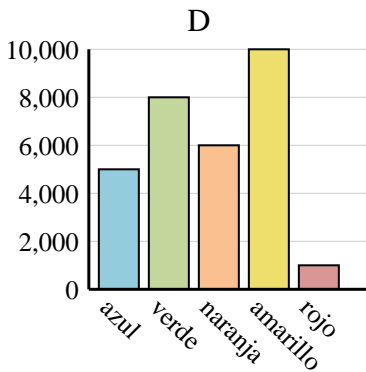
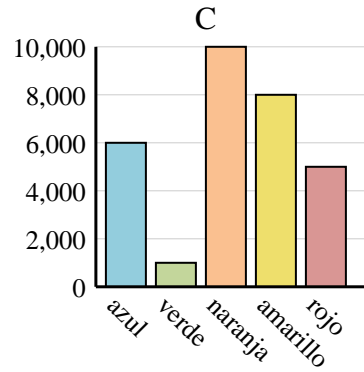
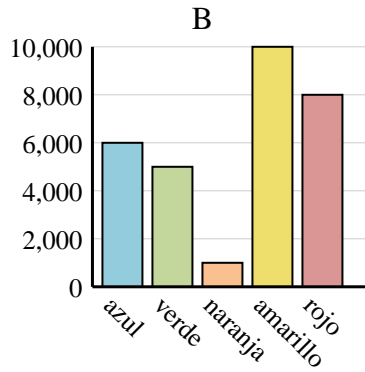
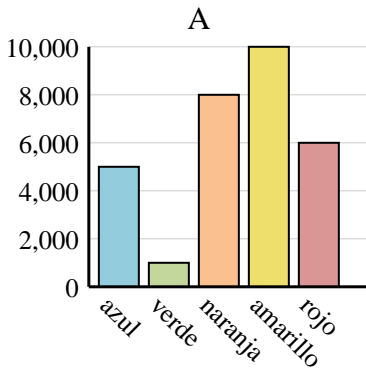
Color	People
azul	6,000
verde	1,000
naranja	10,000
amarillo	8,000
rojo	5,000

6)

Color	People
azul	5,000
verde	1,000
naranja	10,000
amarillo	8,000
rojo	6,000

Respuestas

1. **H**
2. **G**
3. **A**
4. **B**
5. **C**
6. **I**





Determina qué gráfica va con cuál tabla.

1)

Color	People
azul	4,000
verde	3,000
naranja	7,000
amarillo	6,000
rojo	2,000

2)

Color	People
azul	7,000
verde	2,000
naranja	4,000
amarillo	6,000
rojo	3,000

3)

Color	People
azul	3,000
verde	7,000
naranja	2,000
amarillo	6,000
rojo	4,000

4)

Color	People
azul	6,000
verde	4,000
naranja	3,000
amarillo	7,000
rojo	2,000

5)

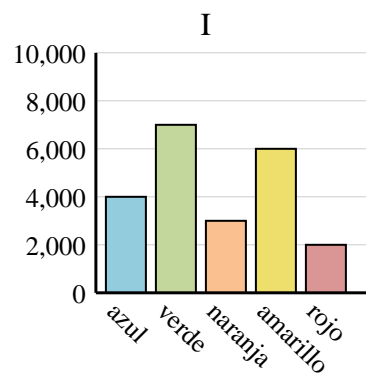
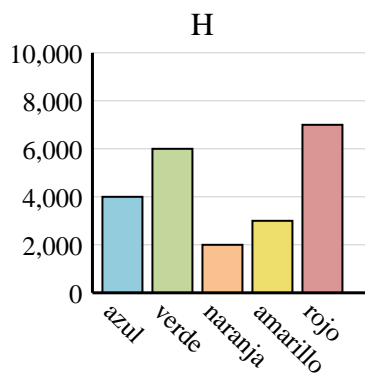
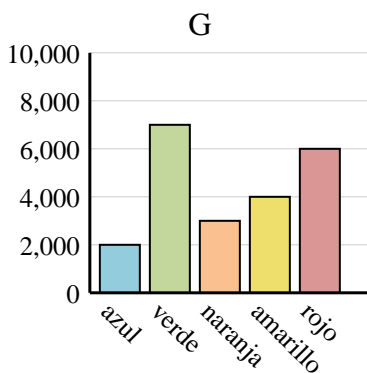
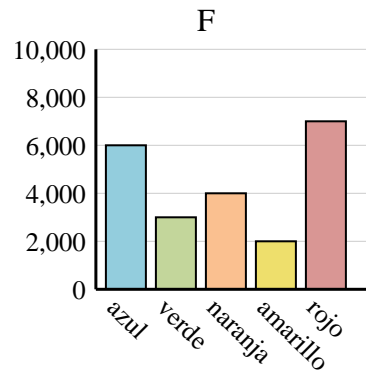
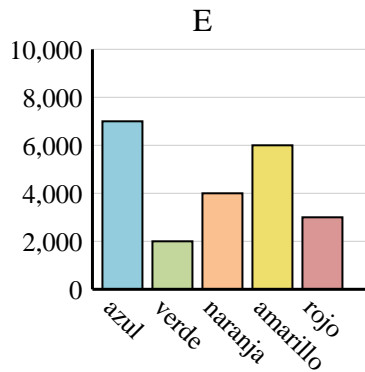
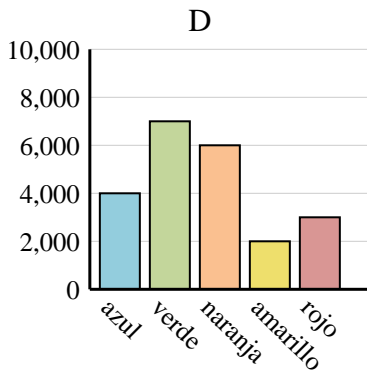
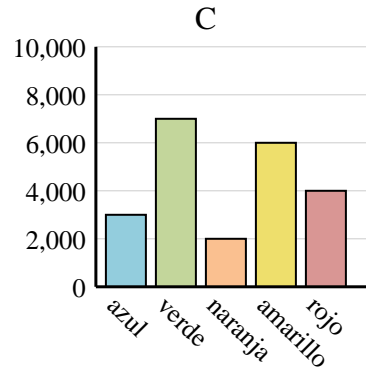
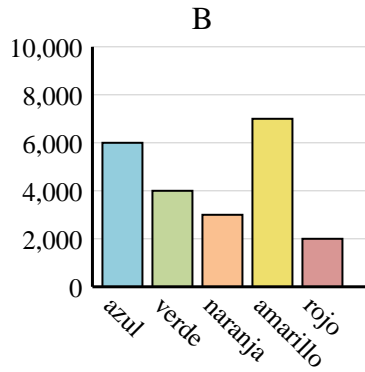
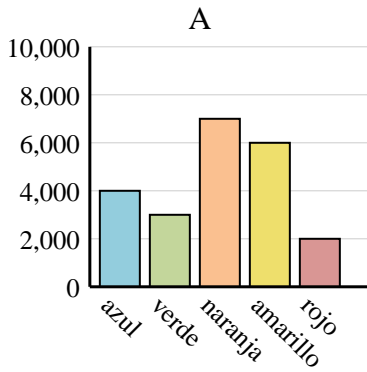
Color	People
azul	4,000
verde	7,000
naranja	3,000
amarillo	6,000
rojo	2,000

6)

Color	People
azul	2,000
verde	7,000
naranja	3,000
amarillo	4,000
rojo	6,000

Respuestas

1. _____
2. _____
3. _____
4. _____
5. _____
6. _____





Determina qué gráfica va con cuál tabla.

1)

Color	People
azul	4,000
verde	3,000
naranja	7,000
amarillo	6,000
rojo	2,000

2)

Color	People
azul	7,000
verde	2,000
naranja	4,000
amarillo	6,000
rojo	3,000

3)

Color	People
azul	3,000
verde	7,000
naranja	2,000
amarillo	6,000
rojo	4,000

4)

Color	People
azul	6,000
verde	4,000
naranja	3,000
amarillo	7,000
rojo	2,000

5)

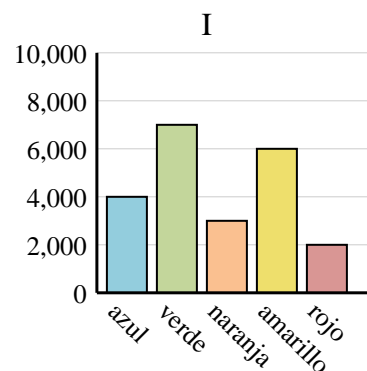
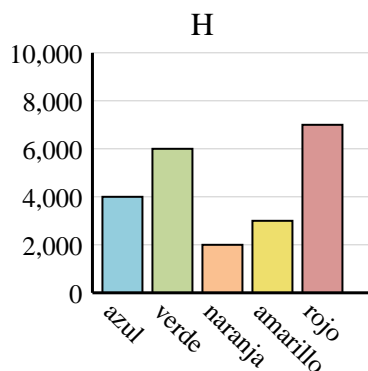
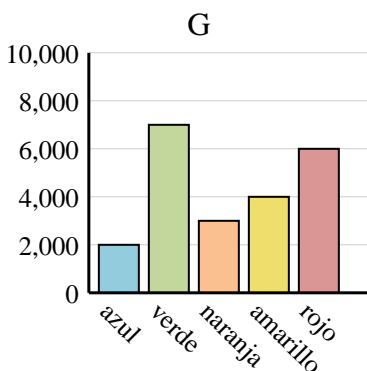
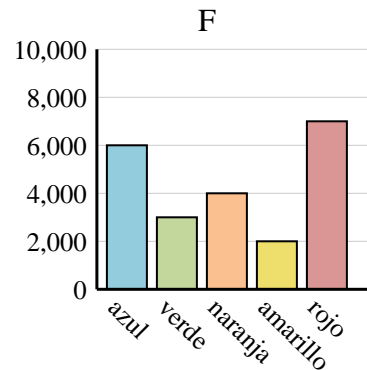
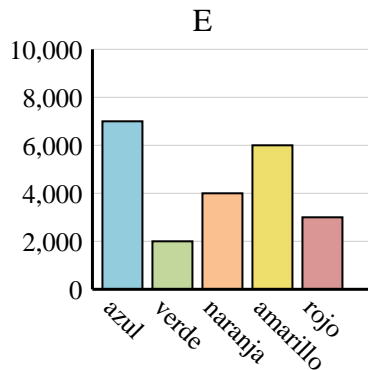
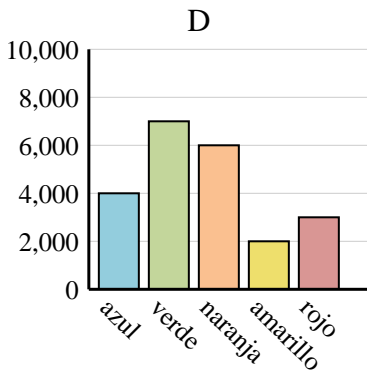
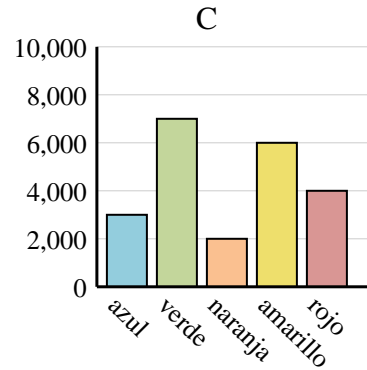
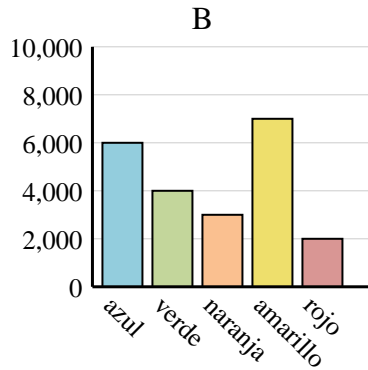
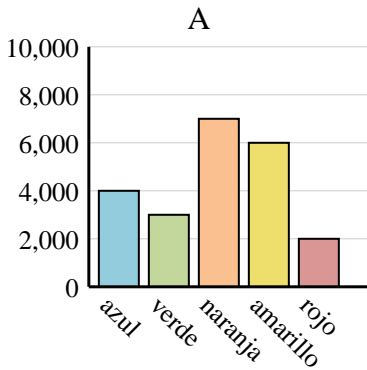
Color	People
azul	4,000
verde	7,000
naranja	3,000
amarillo	6,000
rojo	2,000

6)

Color	People
azul	2,000
verde	7,000
naranja	3,000
amarillo	4,000
rojo	6,000

Respuestas

1. **A**
 2. **E**
 3. **C**
 4. **B**
 5. **I**
 6. **G**





Determina qué gráfica va con cuál tabla.

1)

Color	People
azul	6,000
verde	2,000
naranja	1,000
amarillo	3,000
rojo	9,000

2)

Color	People
azul	1,000
verde	6,000
naranja	3,000
amarillo	9,000
rojo	2,000

3)

Color	People
azul	6,000
verde	3,000
naranja	9,000
amarillo	2,000
rojo	1,000

4)

Color	People
azul	6,000
verde	2,000
naranja	3,000
amarillo	1,000
rojo	9,000

5)

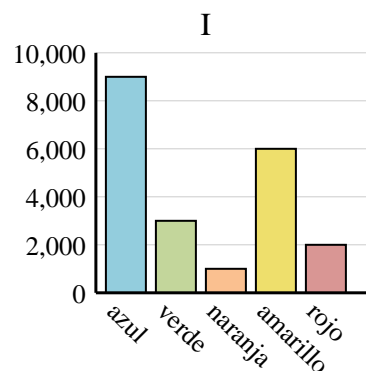
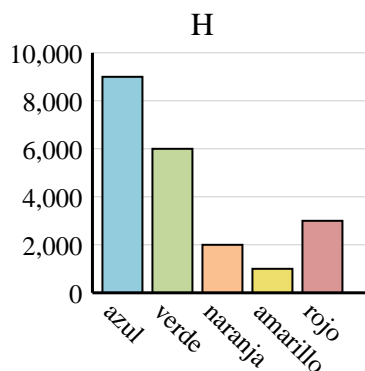
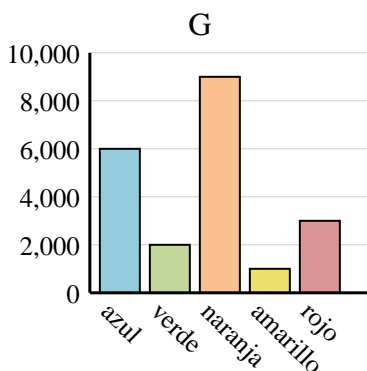
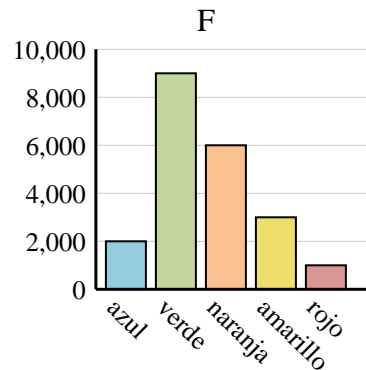
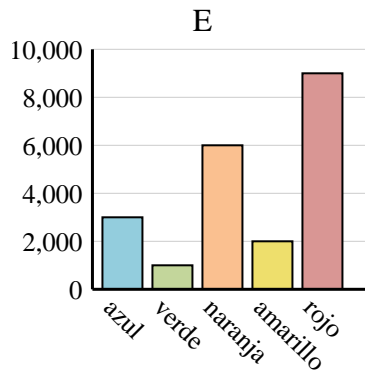
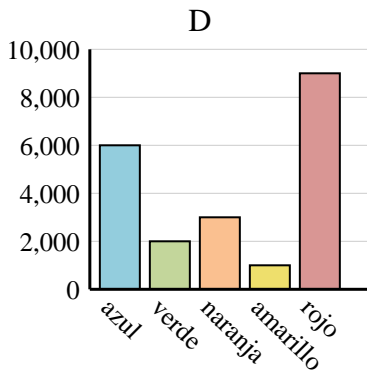
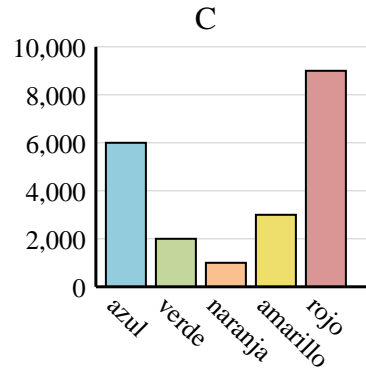
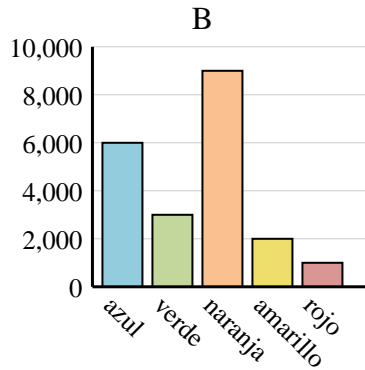
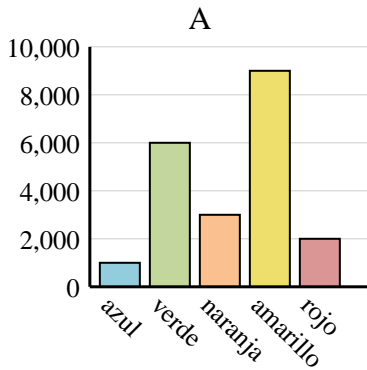
Color	People
azul	9,000
verde	3,000
naranja	1,000
amarillo	6,000
rojo	2,000

6)

Color	People
azul	2,000
verde	9,000
naranja	6,000
amarillo	3,000
rojo	1,000

Respuestas

1. _____
2. _____
3. _____
4. _____
5. _____
6. _____





Determina qué gráfica va con cuál tabla.

1)

Color	People
azul	6,000
verde	2,000
naranja	1,000
amarillo	3,000
rojo	9,000

2)

Color	People
azul	1,000
verde	6,000
naranja	3,000
amarillo	9,000
rojo	2,000

3)

Color	People
azul	6,000
verde	3,000
naranja	9,000
amarillo	2,000
rojo	1,000

4)

Color	People
azul	6,000
verde	2,000
naranja	3,000
amarillo	1,000
rojo	9,000

5)

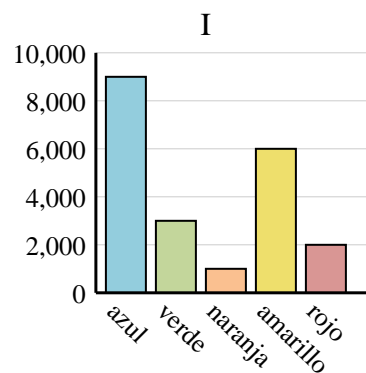
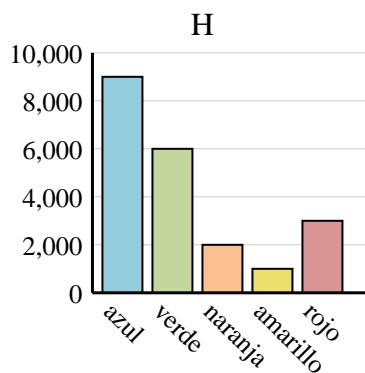
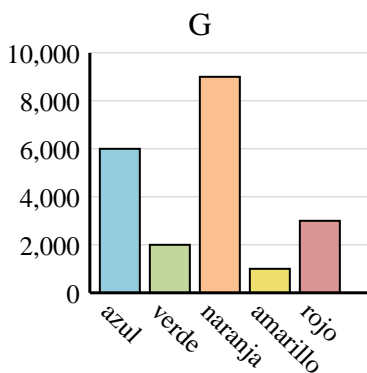
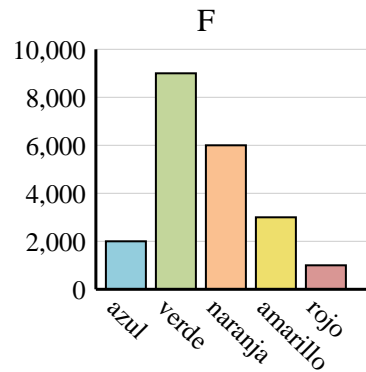
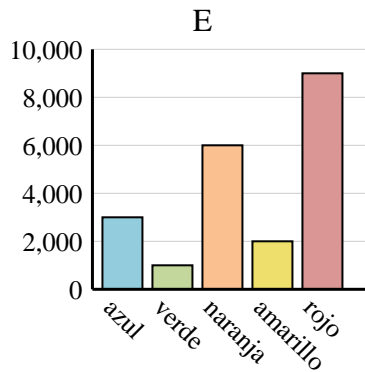
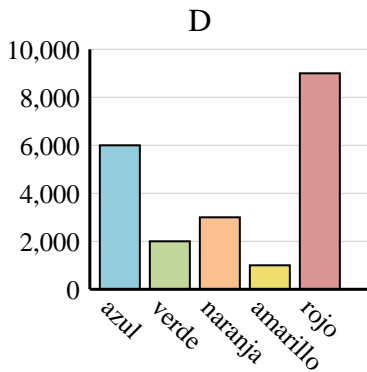
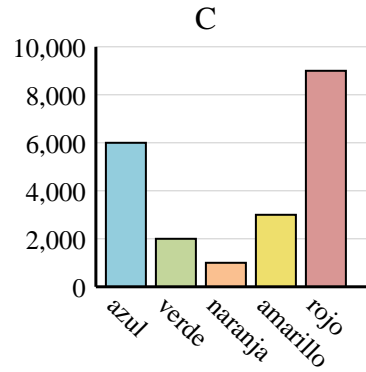
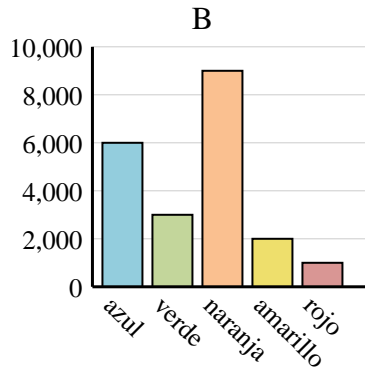
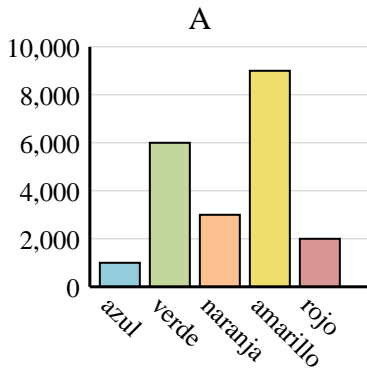
Color	People
azul	9,000
verde	3,000
naranja	1,000
amarillo	6,000
rojo	2,000

6)

Color	People
azul	2,000
verde	9,000
naranja	6,000
amarillo	3,000
rojo	1,000

Respuestas

1. **C**
2. **A**
3. **B**
4. **D**
5. **I**
6. **F**





Determina qué gráfica va con cuál tabla.

1)

Color	People
azul	9,000
verde	2,000
naranja	6,000
amarillo	4,000
rojo	1,000

2)

Color	People
azul	6,000
verde	9,000
naranja	2,000
amarillo	4,000
rojo	1,000

3)

Color	People
azul	1,000
verde	6,000
naranja	2,000
amarillo	9,000
rojo	4,000

4)

Color	People
azul	2,000
verde	9,000
naranja	4,000
amarillo	6,000
rojo	1,000

5)

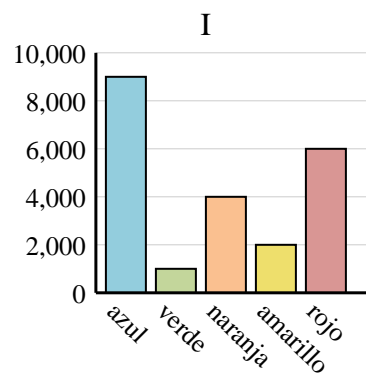
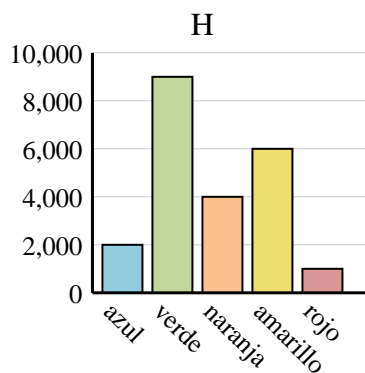
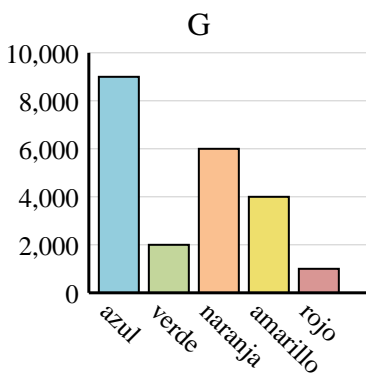
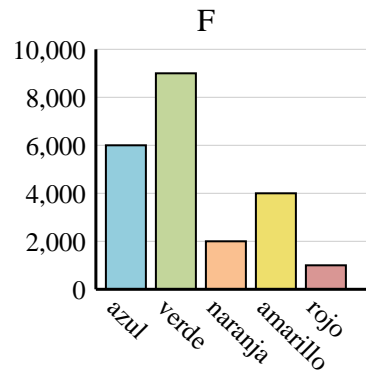
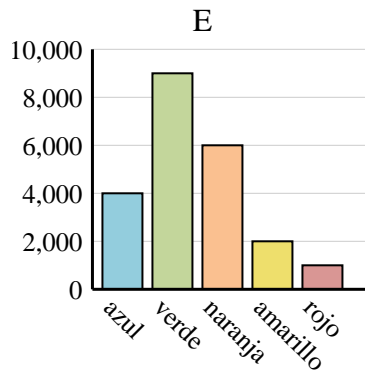
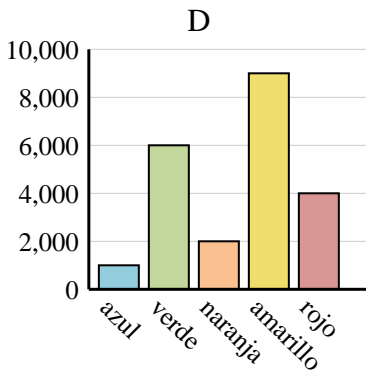
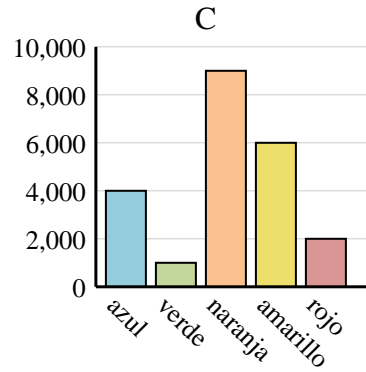
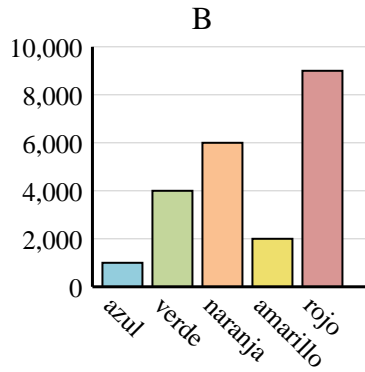
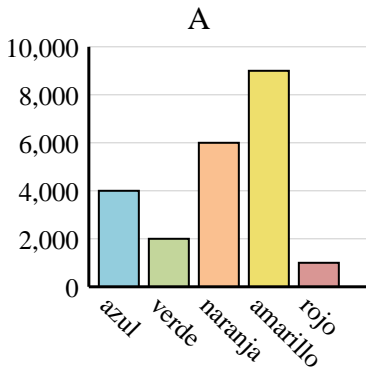
Color	People
azul	4,000
verde	9,000
naranja	6,000
amarillo	2,000
rojo	1,000

6)

Color	People
azul	4,000
verde	2,000
naranja	6,000
amarillo	9,000
rojo	1,000

Respuestas

1. _____
2. _____
3. _____
4. _____
5. _____
6. _____





Determina qué gráfica va con cuál tabla.

1)

Color	People
azul	9,000
verde	2,000
naranja	6,000
amarillo	4,000
rojo	1,000

2)

Color	People
azul	6,000
verde	9,000
naranja	2,000
amarillo	4,000
rojo	1,000

3)

Color	People
azul	1,000
verde	6,000
naranja	2,000
amarillo	9,000
rojo	4,000

4)

Color	People
azul	2,000
verde	9,000
naranja	4,000
amarillo	6,000
rojo	1,000

5)

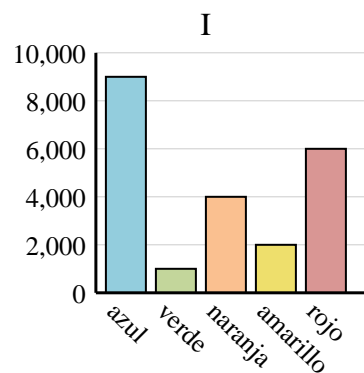
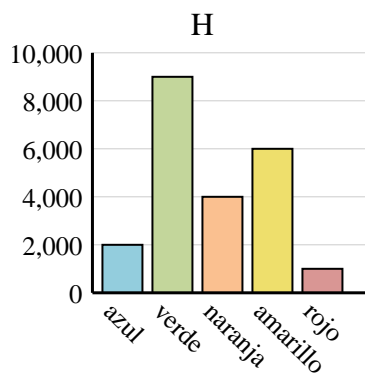
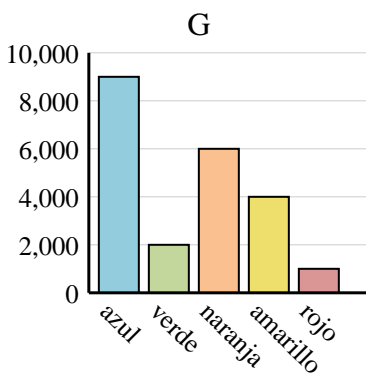
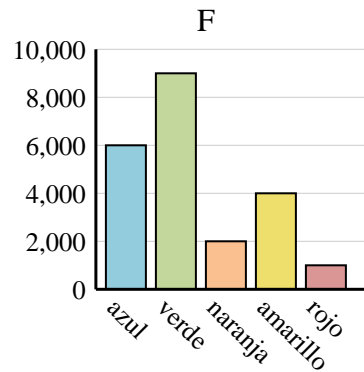
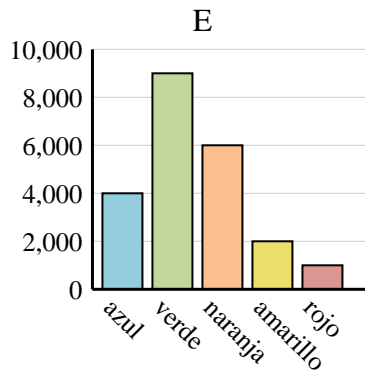
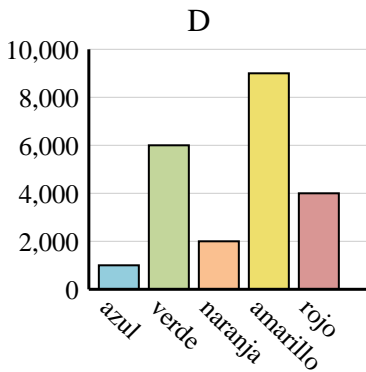
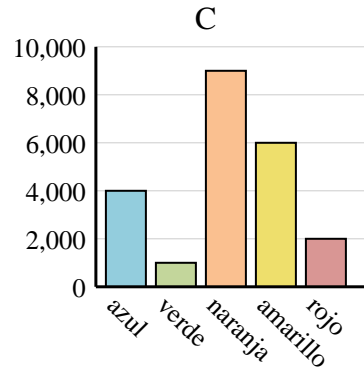
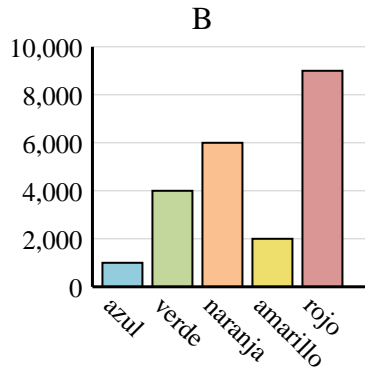
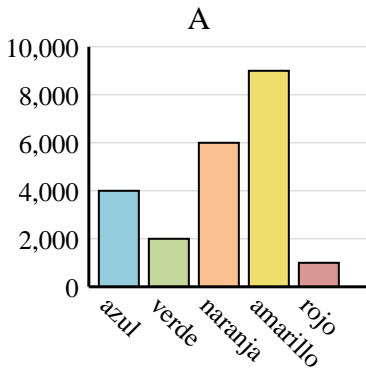
Color	People
azul	4,000
verde	9,000
naranja	6,000
amarillo	2,000
rojo	1,000

6)

Color	People
azul	4,000
verde	2,000
naranja	6,000
amarillo	9,000
rojo	1,000

Respuestas

1. **G**
2. **F**
3. **D**
4. **H**
5. **E**
6. **A**





Determina qué gráfica va con cuál tabla.

1)

Color	People
azul	10,000
verde	8,000
naranja	4,000
amarillo	2,000
rojo	3,000

2)

Color	People
azul	2,000
verde	4,000
naranja	3,000
amarillo	8,000
rojo	10,000

3)

Color	People
azul	8,000
verde	3,000
naranja	10,000
amarillo	2,000
rojo	4,000

4)

Color	People
azul	10,000
verde	3,000
naranja	2,000
amarillo	4,000
rojo	8,000

5)

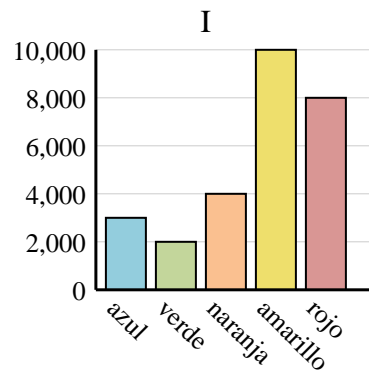
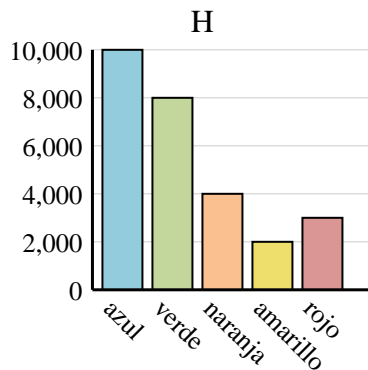
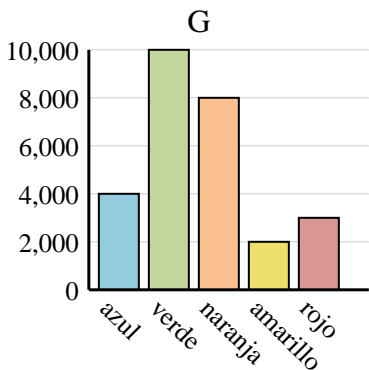
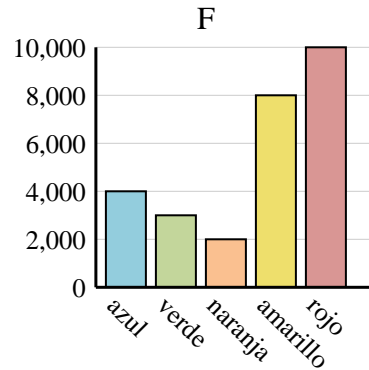
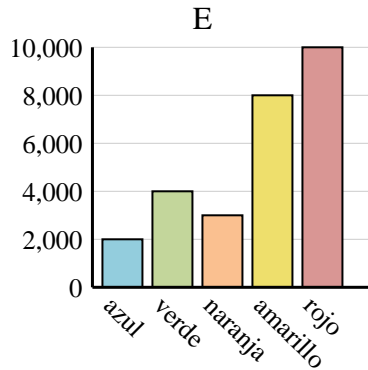
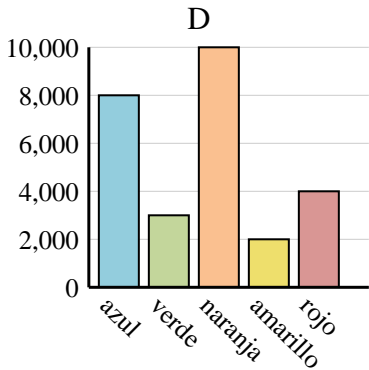
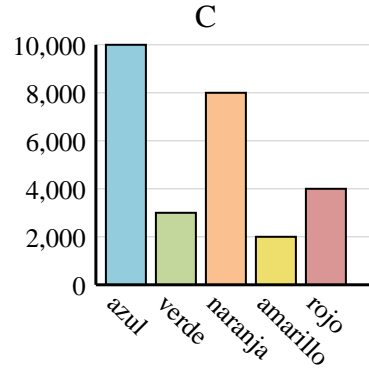
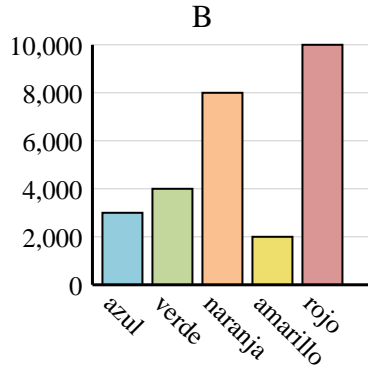
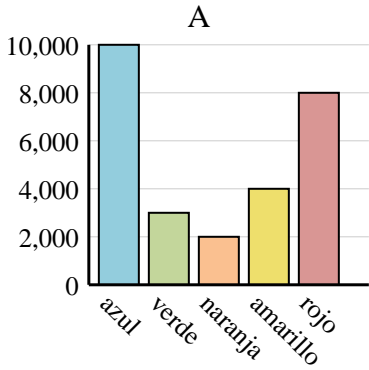
Color	People
azul	3,000
verde	4,000
naranja	8,000
amarillo	2,000
rojo	10,000

6)

Color	People
azul	10,000
verde	3,000
naranja	8,000
amarillo	2,000
rojo	4,000

Respuestas

1. _____
2. _____
3. _____
4. _____
5. _____
6. _____





Determina qué gráfica va con cuál tabla.

1)

Color	People
azul	10,000
verde	8,000
naranja	4,000
amarillo	2,000
rojo	3,000

2)

Color	People
azul	2,000
verde	4,000
naranja	3,000
amarillo	8,000
rojo	10,000

3)

Color	People
azul	8,000
verde	3,000
naranja	10,000
amarillo	2,000
rojo	4,000

4)

Color	People
azul	10,000
verde	3,000
naranja	2,000
amarillo	4,000
rojo	8,000

5)

Color	People
azul	3,000
verde	4,000
naranja	8,000
amarillo	2,000
rojo	10,000

6)

Color	People
azul	10,000
verde	3,000
naranja	8,000
amarillo	2,000
rojo	4,000

Respuestas

1. **H**
2. **E**
3. **D**
4. **A**
5. **B**
6. **C**

