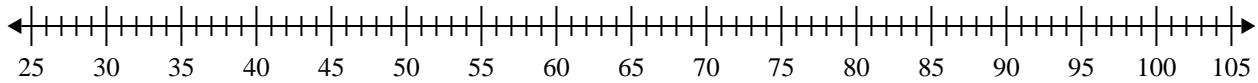


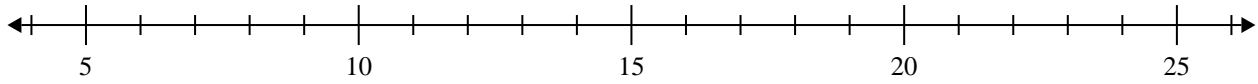


Crea un diagrama de caja del conjunto de números.

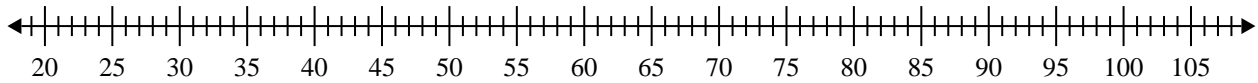
- 1) 56, 76, 43, 87, 38, 41, 59, 94



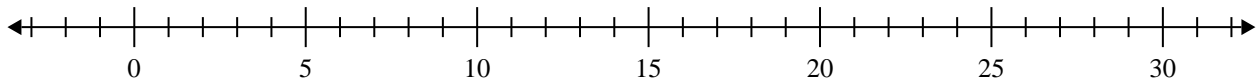
- 2) 11, 11, 20, 14, 16, 20, 11, 19



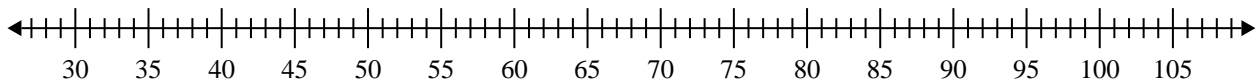
- 3) 89, 94, 69, 56, 33, 55, 77



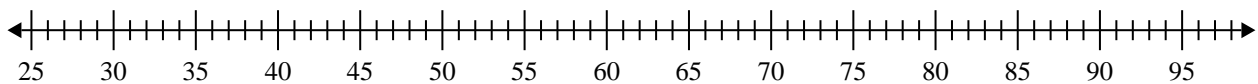
- 4) 8, 9, 11, 7, 20, 20, 18, 11



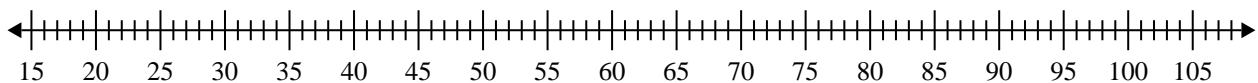
- 5) 88, 51, 56, 95, 39, 97, 75



- 6) 87, 93, 70, 30, 81, 90, 59, 30, 60, 47



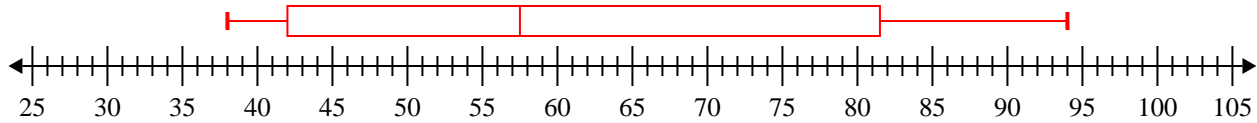
- 7) 83, 23, 20, 97, 51, 78, 32, 44



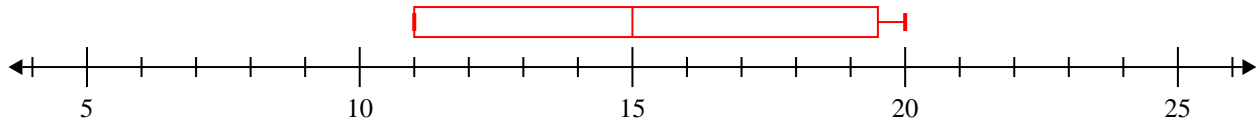


Crea un diagrama de caja del conjunto de números.

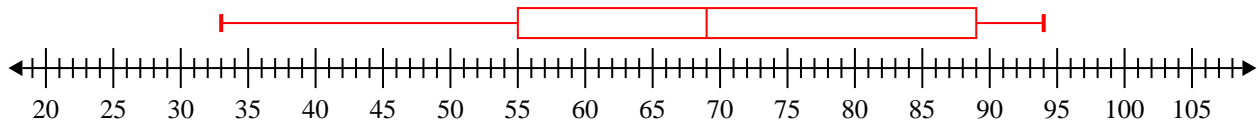
1) 56, 76, 43, 87, 38, 41, 59, 94 **Min=38 Max=94 q1=42 Q2=57.5 q3=81.5**



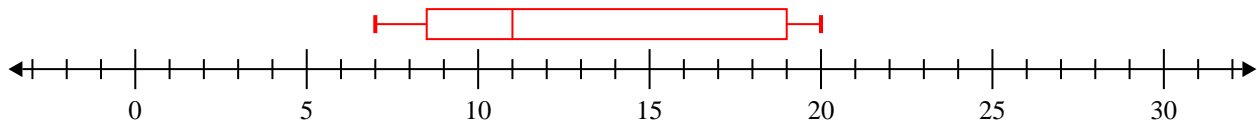
2) 11, 11, 20, 14, 16, 20, 11, 19 **Min=11 Max=20 q1=11 Q2=15 q3=19.5**



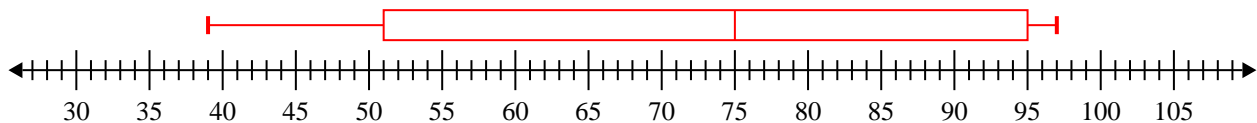
3) 89, 94, 69, 56, 33, 55, 77 **Min=33 Max=94 q1=55 Q2=69 q3=89**



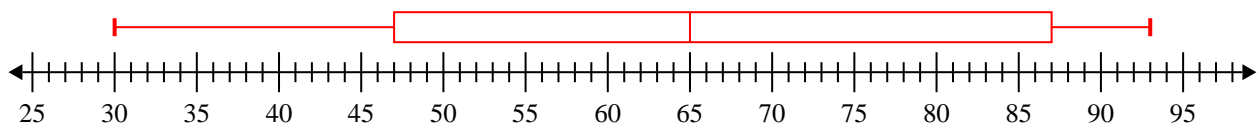
4) 8, 9, 11, 7, 20, 20, 18, 11 **Min=7 Max=20 q1=8.5 Q2=11 q3=19**



5) 88, 51, 56, 95, 39, 97, 75 **Min=39 Max=97 q1=51 Q2=75 q3=95**



6) 87, 93, 70, 30, 81, 90, 59, 30, 60, 47 **Min=30 Max=93 q1=47 Q2=65 q3=87**



7) 83, 23, 20, 97, 51, 78, 32, 44 **Min=20 Max=97 q1=27.5 Q2=47.5 q3=80.5**

