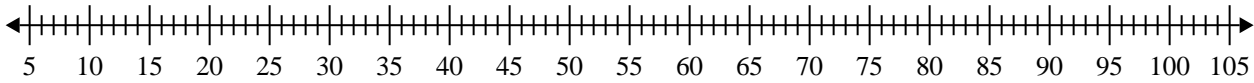


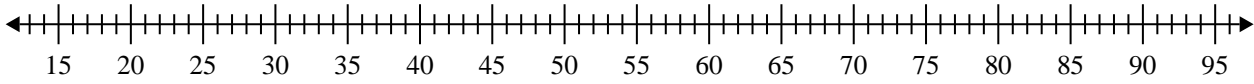


**Crea un diagrama de caja del conjunto de números.**

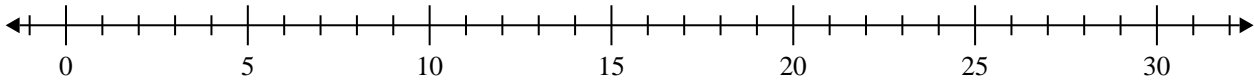
1) 86 , 30 , 46 , 20 , 92 , 27 , 75



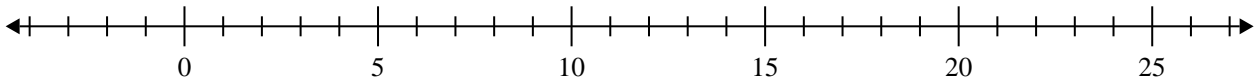
2) 68 , 48 , 32 , 83 , 27 , 31 , 70 , 87 , 55



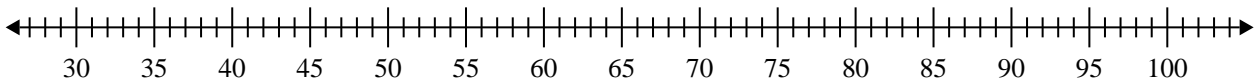
3) 12 , 6 , 15 , 20 , 20 , 13 , 8 , 14 , 8 , 5



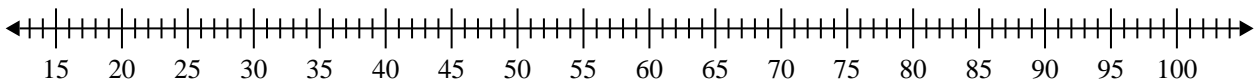
4) 11 , 7 , 8 , 20 , 19 , 18 , 5 , 15



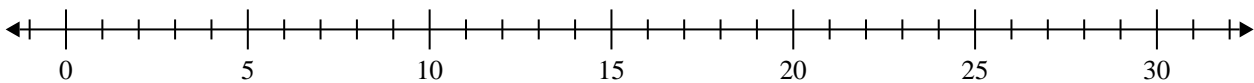
5) 91 , 64 , 75 , 57 , 42 , 87 , 65



6) 57 , 20 , 96 , 27 , 27 , 88 , 22 , 59 , 89



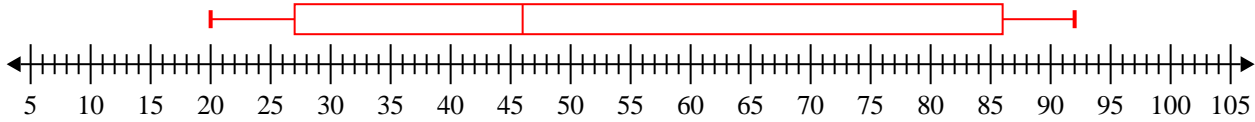
7) 7 , 7 , 19 , 12 , 6 , 17



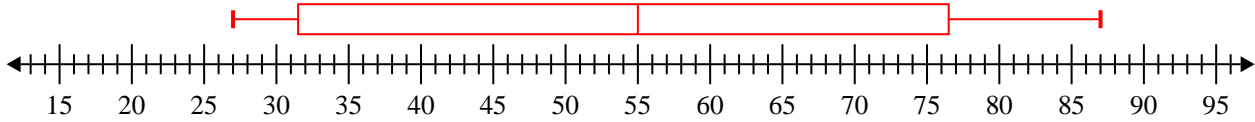


Crea un diagrama de caja del conjunto de números.

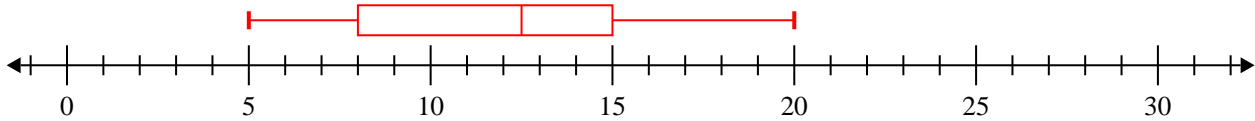
1) 86 , 30 , 46 , 20 , 92 , 27 , 75 **Min=20 Max=92 q1=27 Q2=46 q3=86**



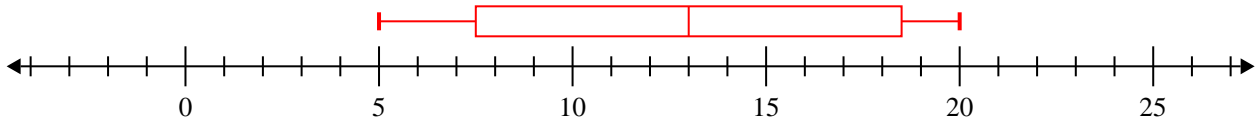
2) 68 , 48 , 32 , 83 , 27 , 31 , 70 , 87 , 55 **Min=27 Max=87 q1=31.5 Q2=55 q3=76.5**



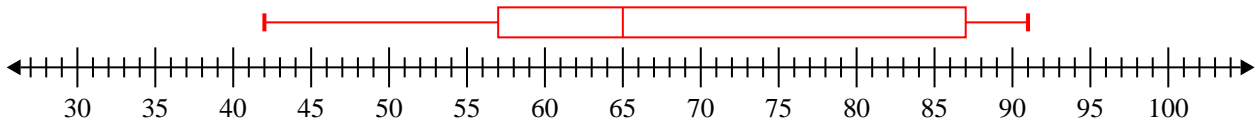
3) 12 , 6 , 15 , 20 , 20 , 13 , 8 , 14 , 8 , 5 **Min=5 Max=20 q1=8 Q2=12.5 q3=15**



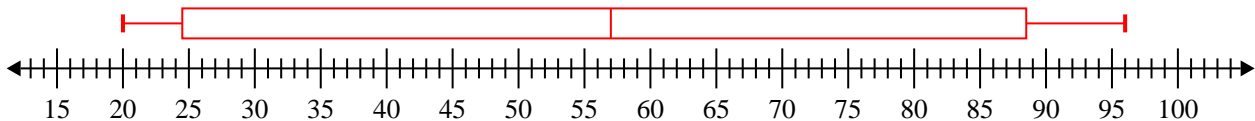
4) 11 , 7 , 8 , 20 , 19 , 18 , 5 , 15 **Min=5 Max=20 q1=7.5 Q2=13 q3=18.5**



5) 91 , 64 , 75 , 57 , 42 , 87 , 65 **Min=42 Max=91 q1=57 Q2=65 q3=87**



6) 57 , 20 , 96 , 27 , 27 , 88 , 22 , 59 , 89 **Min=20 Max=96 q1=24.5 Q2=57 q3=88.5**



7) 7 , 7 , 19 , 12 , 6 , 17 **Min=6 Max=19 q1=7 Q2=9.5 q3=17**

