





Medir el ancho y alto de cada bloque en pulgadas y en centímetros

Ej)



1)



2)



3)



4)



**Respuestas**

Ex.(in-l) 5

Ex.(in-a) 1 1/2

Ex.(cm-l) 12

Ex.(cm-a) 4

1.(in-l) \_\_\_\_\_

1.(in-a) \_\_\_\_\_

1.(cm-l) \_\_\_\_\_

1.(cm-a) \_\_\_\_\_

2.(in-l) \_\_\_\_\_

2.(in-a) \_\_\_\_\_

2.(cm-l) \_\_\_\_\_

2.(cm-a) \_\_\_\_\_

3.(in-l) \_\_\_\_\_

3.(in-a) \_\_\_\_\_

3.(cm-l) \_\_\_\_\_

3.(cm-a) \_\_\_\_\_

4.(in-l) \_\_\_\_\_

4.(in-a) \_\_\_\_\_

4.(cm-l) \_\_\_\_\_


4.(cm-a) \_\_\_\_\_

|    |   |   |   |   |   |   |   |   |   |    |    |    |    |    |    |    |    |    |
|----|---|---|---|---|---|---|---|---|---|----|----|----|----|----|----|----|----|----|
| In |   | 1 |   | 2 |   | 3 |   | 4 |   | 5  |    | 6  |    | 7  |    |    |    |    |
| Cm | 1 | 2 | 3 | 4 | 5 | 6 | 7 | 8 | 9 | 10 | 11 | 12 | 13 | 14 | 15 | 16 | 17 | 18 |
| In |   | 1 |   | 2 |   | 3 |   | 4 |   | 5  |    | 6  |    | 7  |    |    |    |    |
| Cm | 1 | 2 | 3 | 4 | 5 | 6 | 7 | 8 | 9 | 10 | 11 | 12 | 13 | 14 | 15 | 16 | 17 | 18 |
| In |   | 1 |   | 2 |   | 3 |   | 4 |   | 5  |    | 6  |    | 7  |    |    |    |    |
| Cm | 1 | 2 | 3 | 4 | 5 | 6 | 7 | 8 | 9 | 10 | 11 | 12 | 13 | 14 | 15 | 16 | 17 | 18 |
| In |   | 1 |   | 2 |   | 3 |   | 4 |   | 5  |    | 6  |    | 7  |    |    |    |    |
| Cm | 1 | 2 | 3 | 4 | 5 | 6 | 7 | 8 | 9 | 10 | 11 | 12 | 13 | 14 | 15 | 16 | 17 | 18 |
| In |   | 1 |   | 2 |   | 3 |   | 4 |   | 5  |    | 6  |    | 7  |    |    |    |    |
| Cm | 1 | 2 | 3 | 4 | 5 | 6 | 7 | 8 | 9 | 10 | 11 | 12 | 13 | 14 | 15 | 16 | 17 | 18 |
| In |   | 1 |   | 2 |   | 3 |   | 4 |   | 5  |    | 6  |    | 7  |    |    |    |    |
| Cm | 1 | 2 | 3 | 4 | 5 | 6 | 7 | 8 | 9 | 10 | 11 | 12 | 13 | 14 | 15 | 16 | 17 | 18 |
| In |   | 1 |   | 2 |   | 3 |   | 4 |   | 5  |    | 6  |    | 7  |    |    |    |    |
| Cm | 1 | 2 | 3 | 4 | 5 | 6 | 7 | 8 | 9 | 10 | 11 | 12 | 13 | 14 | 15 | 16 | 17 | 18 |
| In |   | 1 |   | 2 |   | 3 |   | 4 |   | 5  |    | 6  |    | 7  |    |    |    |    |
| Cm | 1 | 2 | 3 | 4 | 5 | 6 | 7 | 8 | 9 | 10 | 11 | 12 | 13 | 14 | 15 | 16 | 17 | 18 |
| In |   | 1 |   | 2 |   | 3 |   | 4 |   | 5  |    | 6  |    | 7  |    |    |    |    |
| Cm | 1 | 2 | 3 | 4 | 5 | 6 | 7 | 8 | 9 | 10 | 11 | 12 | 13 | 14 | 15 | 16 | 17 | 18 |




Medir el ancho y alto de cada bloque en pulgadas y en centímetros

Ej)



1)



2)



3)



4)



**Respuestas**

Ex.(in-l) 5

Ex.(in-a) 1 1/2

Ex.(cm-l) 12

Ex.(cm-a) 4

1.(in-l) 1

1.(in-a) 1

1.(cm-l) 2.5

1.(cm-a) 2.5

2.(in-l) 5

2.(in-a) 1 1/2

2.(cm-l) 12.7

2.(cm-a) 3.8

3.(in-l) 1 1/2

3.(in-a) 0 1/2

3.(cm-l) 3.8

3.(cm-a) 1.3

4.(in-l) 4 1/2

4.(in-a) 0 1/2

4.(cm-l) 11.4

4.(cm-a) 1.3