




Medir el ancho y alto de cada bloque en pulgadas y en centímetros

Ej)



Respuestas


Ex.(in-l) 5

Ex.(in-a) 1 1/2

Ex.(cm-l) 12

Ex.(cm-a) 4

1)




1.(in-l) _____

1.(in-a) _____

1.(cm-l) _____

1.(cm-a) _____

2)



2.(in-l) _____

2.(in-a) _____

2.(cm-l) _____

2.(cm-a) _____

3)




3.(in-l) _____

3.(in-a) _____

3.(cm-l) _____

3.(cm-a) _____

4)



4.(in-l) _____

4.(in-a) _____

4.(cm-l) _____


4.(cm-a) _____

In		1		2		3		4		5		6		7				
Cm	1	2	3	4	5	6	7	8	9	10	11	12	13	14	15	16	17	18
In		1		2		3		4		5		6		7				
Cm	1	2	3	4	5	6	7	8	9	10	11	12	13	14	15	16	17	18
In		1		2		3		4		5		6		7				
Cm	1	2	3	4	5	6	7	8	9	10	11	12	13	14	15	16	17	18
In		1		2		3		4		5		6		7				
Cm	1	2	3	4	5	6	7	8	9	10	11	12	13	14	15	16	17	18
In		1		2		3		4		5		6		7				
Cm	1	2	3	4	5	6	7	8	9	10	11	12	13	14	15	16	17	18
In		1		2		3		4		5		6		7				
Cm	1	2	3	4	5	6	7	8	9	10	11	12	13	14	15	16	17	18
In		1		2		3		4		5		6		7				
Cm	1	2	3	4	5	6	7	8	9	10	11	12	13	14	15	16	17	18
In		1		2		3		4		5		6		7				
Cm	1	2	3	4	5	6	7	8	9	10	11	12	13	14	15	16	17	18
In		1		2		3		4		5		6		7				
Cm	1	2	3	4	5	6	7	8	9	10	11	12	13	14	15	16	17	18




Medir el ancho y alto de cada bloque en pulgadas y en centímetros


Ej)



1)



2)



3)



4)



Respuestas

Ex.(in-l) 5

Ex.(in-a) 1 1/2

Ex.(cm-l) 12

Ex.(cm-a) 4

1.(in-l) 0 1/2

1.(in-a) 1

1.(cm-l) 1.3

1.(cm-a) 2.5

2.(in-l) 4

2.(in-a) 1

2.(cm-l) 10.2

2.(cm-a) 2.5

3.(in-l) 4 1/2

3.(in-a) 0 1/2

3.(cm-l) 11.4

3.(cm-a) 1.3

4.(in-l) 5 1/2

4.(in-a) 1

4.(cm-l) 14

4.(cm-a) 2.5