




Medir el ancho y alto de cada bloque en pulgadas y en centímetros

Ej)




1)



2)



3)



4)



Respuestas

Ej.(in-w) 5

Ej.(in-h) 1 1/2

Ej.(cm-w) 12

Ej.(cm-h) 4

1.(in-w) _____

1.(in-h) _____

1.(cm-w) _____

1.(cm-h) _____

2.(in-w) _____

2.(in-h) _____

2.(cm-w) _____

2.(cm-h) _____

3.(in-w) _____

3.(in-h) _____

3.(cm-w) _____

3.(cm-h) _____

4.(in-w) _____

4.(in-h) _____

4.(cm-w) _____


4.(cm-h) _____

In		1		2		3		4		5		6		7				
Cm	1	2	3	4	5	6	7	8	9	10	11	12	13	14	15	16	17	18
In		1		2		3		4		5		6		7				
Cm	1	2	3	4	5	6	7	8	9	10	11	12	13	14	15	16	17	18
In		1		2		3		4		5		6		7				
Cm	1	2	3	4	5	6	7	8	9	10	11	12	13	14	15	16	17	18
In		1		2		3		4		5		6		7				
Cm	1	2	3	4	5	6	7	8	9	10	11	12	13	14	15	16	17	18
In		1		2		3		4		5		6		7				
Cm	1	2	3	4	5	6	7	8	9	10	11	12	13	14	15	16	17	18
In		1		2		3		4		5		6		7				
Cm	1	2	3	4	5	6	7	8	9	10	11	12	13	14	15	16	17	18
In		1		2		3		4		5		6		7				
Cm	1	2	3	4	5	6	7	8	9	10	11	12	13	14	15	16	17	18
In		1		2		3		4		5		6		7				
Cm	1	2	3	4	5	6	7	8	9	10	11	12	13	14	15	16	17	18
In		1		2		3		4		5		6		7				
Cm	1	2	3	4	5	6	7	8	9	10	11	12	13	14	15	16	17	18




Medir el ancho y alto de cada bloque en pulgadas y en centímetros


Ej)



1)



2)



3)



4)



Respuestas

Ej.(in-w) 5

Ej.(in-h) 1 1/2

Ej.(cm-w) 12

Ej.(cm-h) 4

1.(in-w) 3

1.(in-h) 1 1/2

1.(cm-w) 7.6

1.(cm-h) 3.8

2.(in-w) 5

2.(in-h) 1

2.(cm-w) 12.7

2.(cm-h) 2.5

3.(in-w) 3 1/2

3.(in-h) 1 1/2

3.(cm-w) 8.9

3.(cm-h) 3.8

4.(in-w) 2

4.(in-h) 1

4.(cm-w) 5.1

4.(cm-h) 2.5