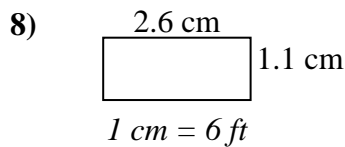
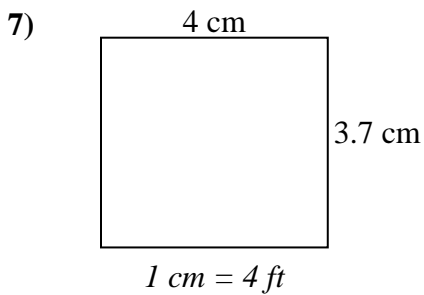
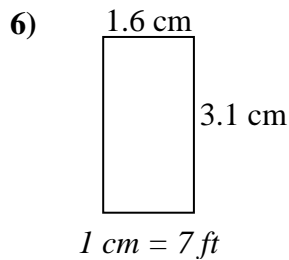
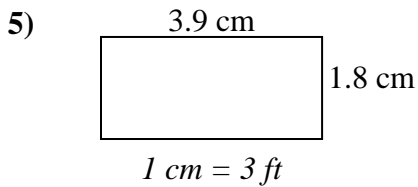
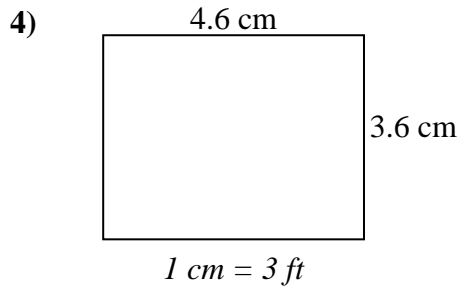
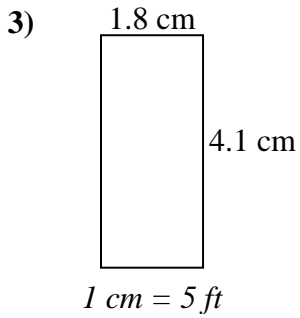
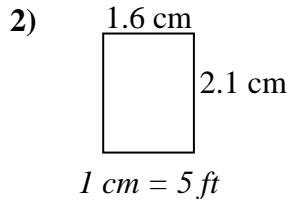
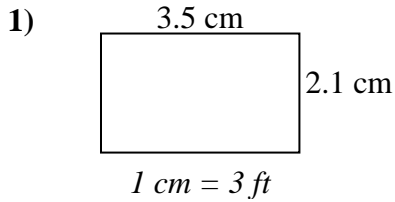




Determine el ancho, la altura y el área reales de cada rectángulo.

Redondea el área al número entero más cercano



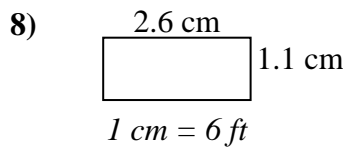
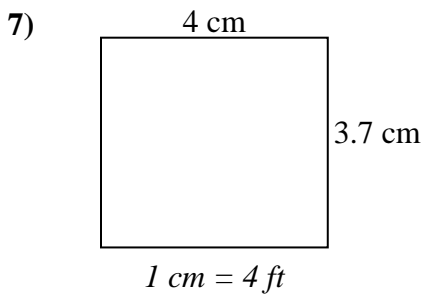
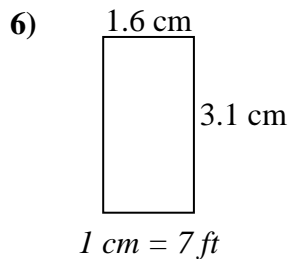
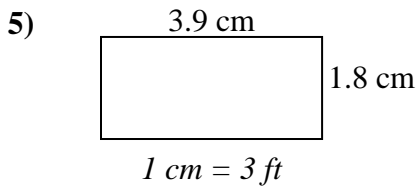
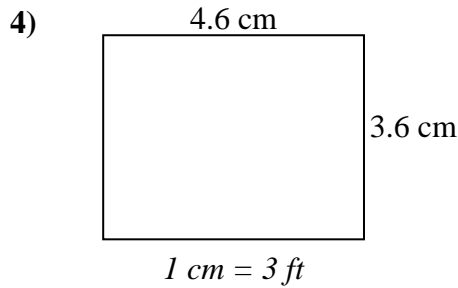
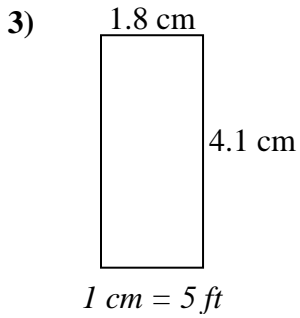
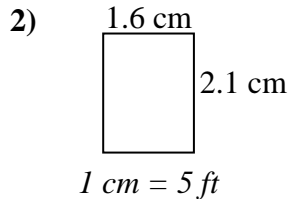
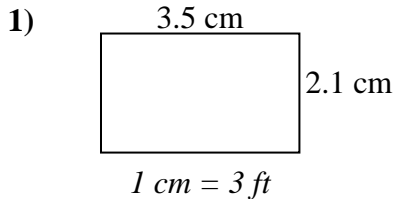
Respuestas

1. _____
2. _____
3. _____
4. _____
5. _____
6. _____
7. _____
8. _____



Determine el ancho, la altura y el área reales de cada rectángulo.

Redondea el área al número entero más cercano



Respuestas

1. 10.5 6.3 66
2. 8 10.5 84
3. 9 20.5 185
4. 13.8 10.8 149
5. 11.7 5.4 63
6. 11.2 21.7 243
7. 16 14.8 237
8. 15.6 6.6 103