Emparejando gráficas

Nombre:

Determina cual gráfica pertenece a la tabla.

1)

	Gente
	5,000
	3,000
	10,000
	1,000
	4,000

2)

	Gente
	5,000
	3,000
	1,000
	10,000
	4,000

3)

	Gente
	3,000
	10,000
	5,000
	1,000
	4,000

4)

	Gente
	1,000
	3,000
	10,000
	5,000
	4,000

5)

	Gente
	5,000
	1,000
	10,000
	3,000
	4,000

6)

	Gente
	5,000
	4,000
	3,000
	10,000
	1,000

A.

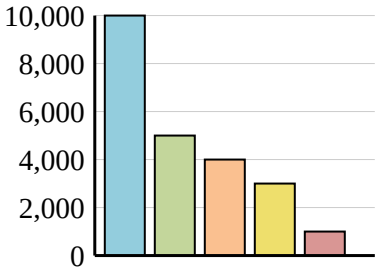

B.

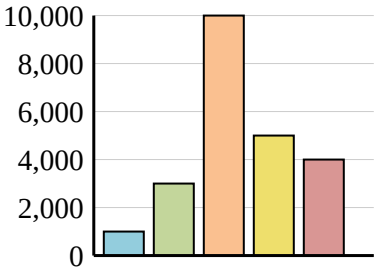

C.

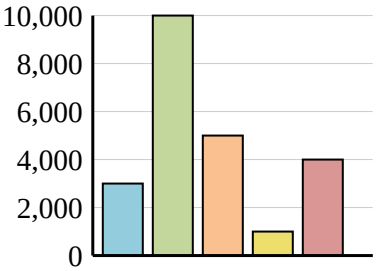

D.

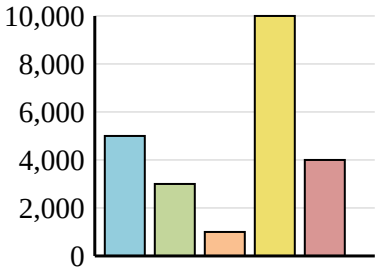

E.

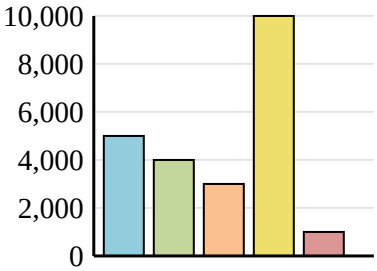

F.

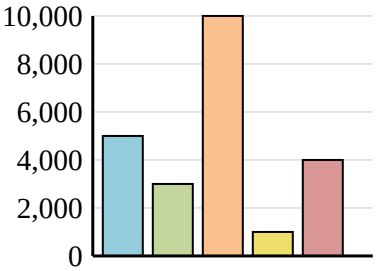

G.

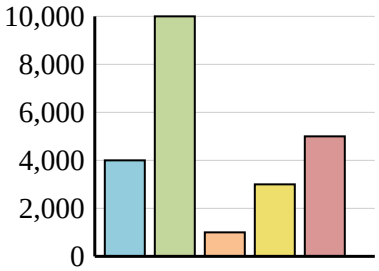

H.

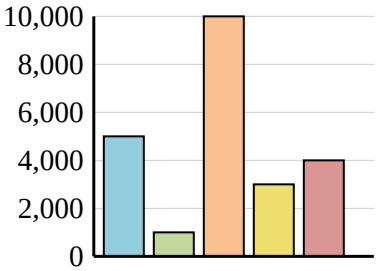

I.

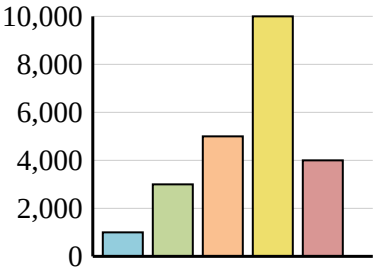

Respuestas

1. _____
2. _____
3. _____
4. _____
5. _____
6. _____

1-6	83	67	50	33	17	0

Emparejando gráficas

Nombre: **Clave De Respuestas**

Determina cual gráfica pertenece a la tabla.

1)

	Gente
	5,000
	3,000
	10,000
	1,000
	4,000

2)

	Gente
	5,000
	3,000
	1,000
	10,000
	4,000

3)

	Gente
	3,000
	10,000
	5,000
	1,000
	4,000

4)

	Gente
	1,000
	3,000
	10,000
	5,000
	4,000

5)

	Gente
	5,000
	1,000
	10,000
	3,000
	4,000

6)

	Gente
	5,000
	4,000
	3,000
	10,000
	1,000

A.
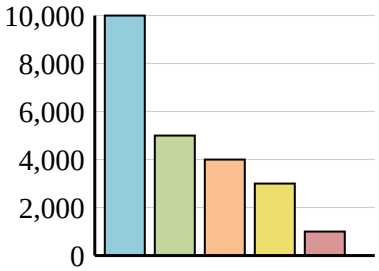

B.
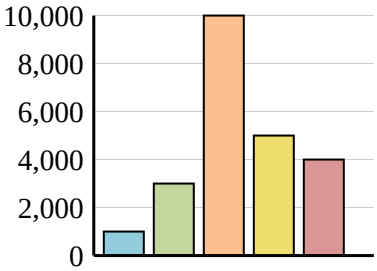

C.
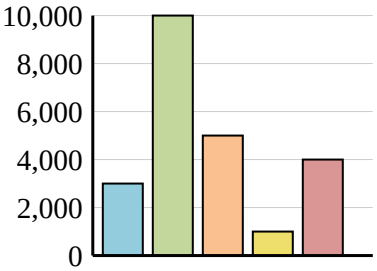

D.
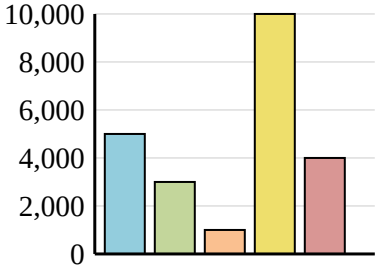

E.
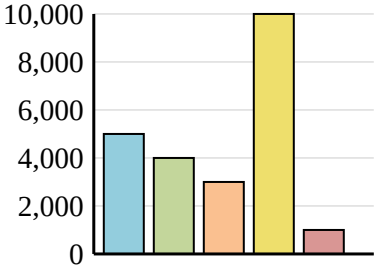

F.
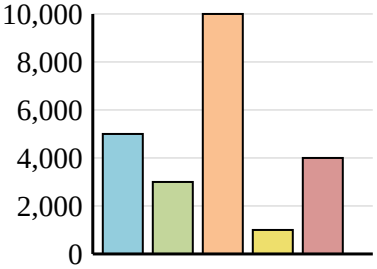

G.
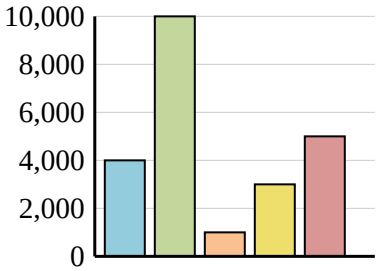

H.
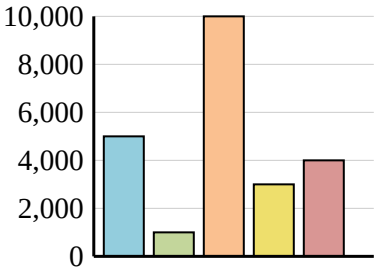

I.
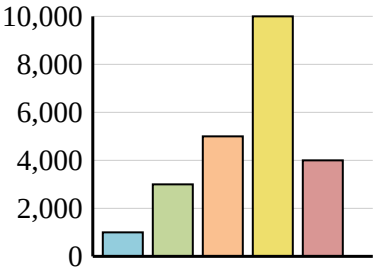

Respuestas

1. **F**
2. **D**
3. **C**
4. **B**
5. **H**
6. **E**

1-6	83	67	50	33	17	0