

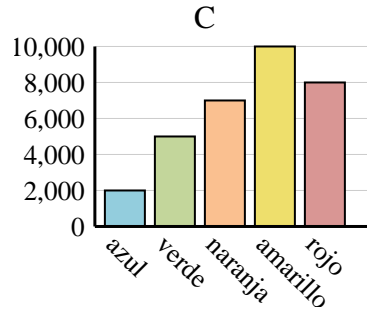
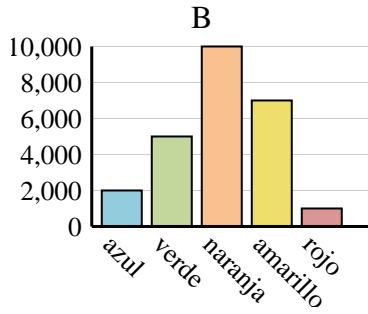
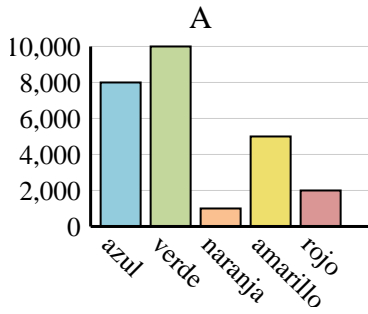


Determina cuál gráfica (A,B o C) representa mejor la información en la tabla.

**Respuestas**

1)

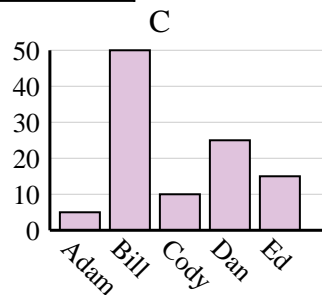
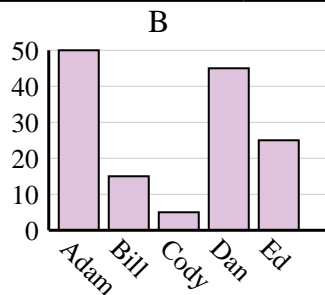
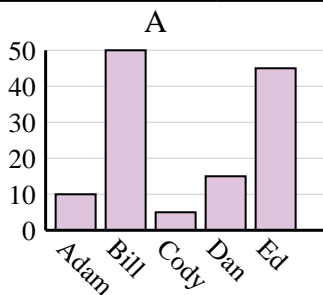
Color favorito	azul	verde	naranja	amarillo	rojo
Personas	8,000	10,000	1,000	5,000	2,000



1. \_\_\_\_\_
2. \_\_\_\_\_
3. \_\_\_\_\_
4. \_\_\_\_\_

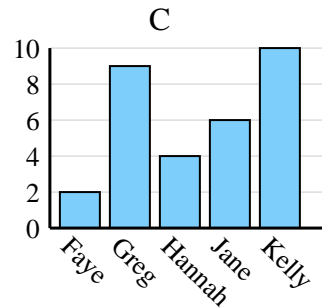
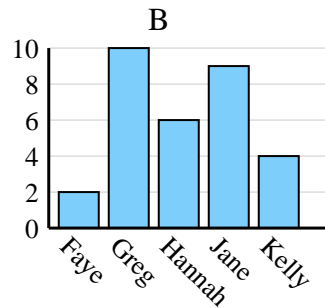
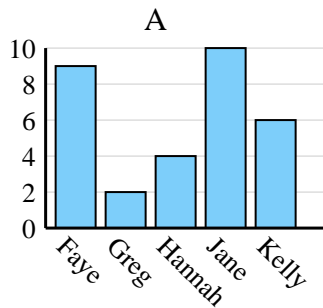
2)

Nombre	Adam	Bill	Cody	Dan	Ed
Puntos	5	50	10	25	15



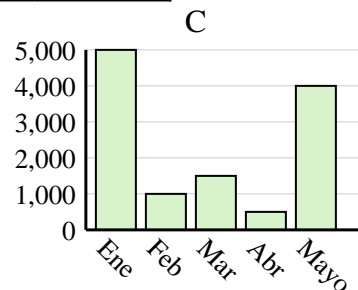
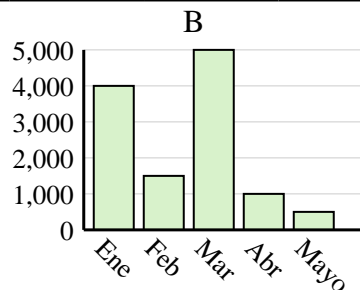
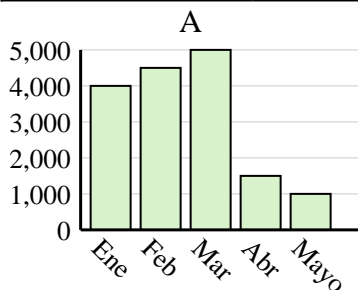
3)

Nombre	Faye	Greg	Hannah	Jane	Kelly
Estados en que ha vivido	2	9	4	6	10



4)

Ventas	Ene	Feb	Mar	Abr	Mayo
Mes	4,000	4,500	5,000	1,500	1,000



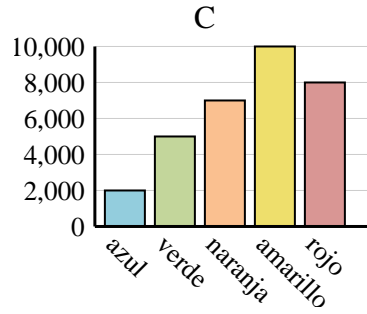
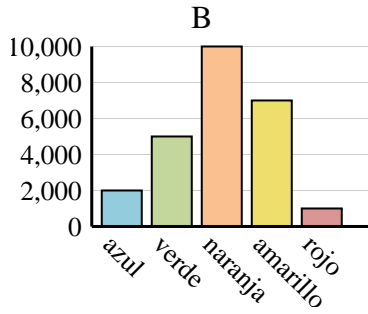
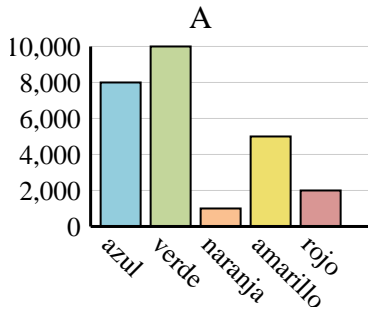


Determina cuál gráfica (A,B o C) representa mejor la información en la tabla.

**Respuestas**

1)

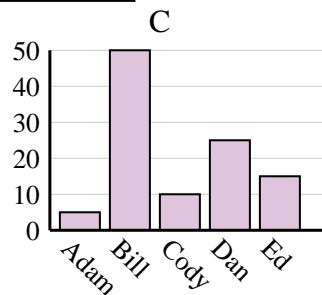
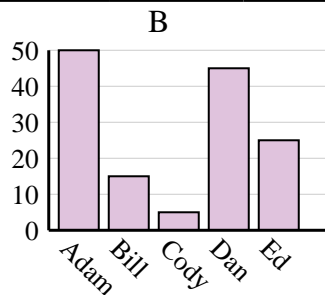
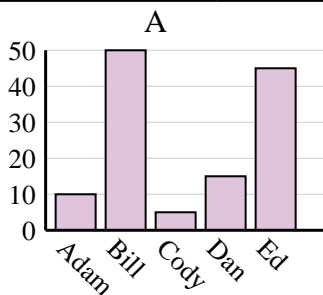
Color favorito	azul	verde	naranja	amarillo	rojo
Personas	8,000	10,000	1,000	5,000	2,000



1.   **A**  

2)

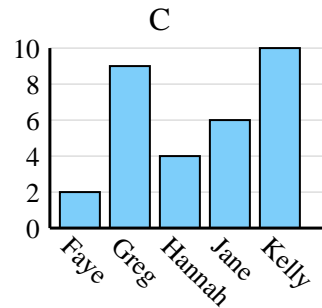
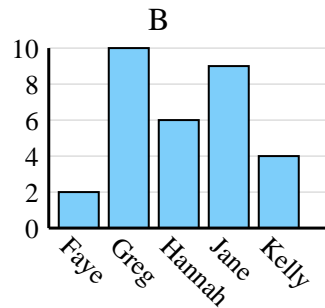
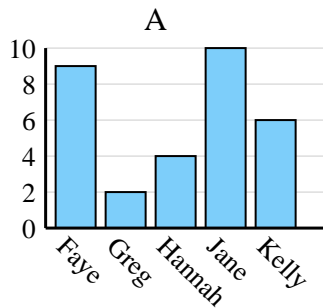
Nombre	Adam	Bill	Cody	Dan	Ed
Puntos	5	50	10	25	15



2.   **C**  

3)

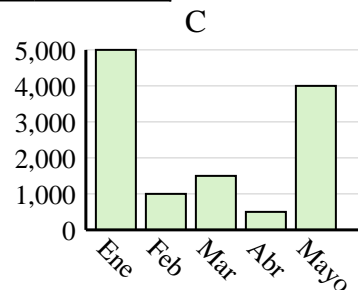
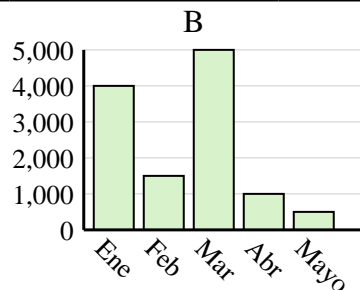
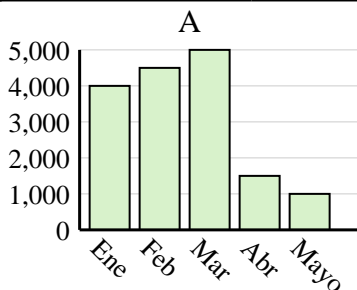
Nombre	Faye	Greg	Hannah	Jane	Kelly
Estados en que ha vivido	2	9	4	6	10



3.   **C**  

4)

Ventas	Ene	Feb	Mar	Abr	Mayo
Mes	4,000	4,500	5,000	1,500	1,000



4.   **A**