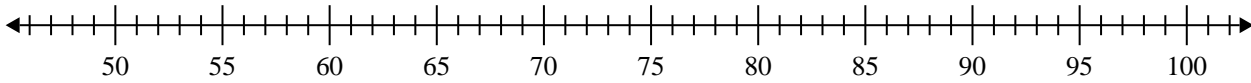


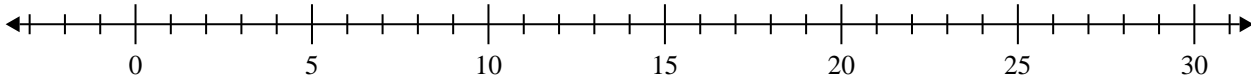


Crea un diagrama de caja del conjunto de números.

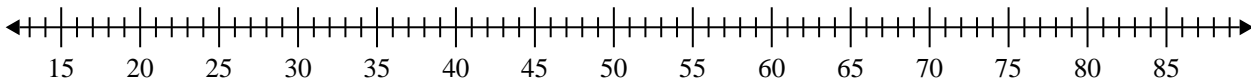
1) 65 , 58 , 61 , 86 , 89 , 74 , 65



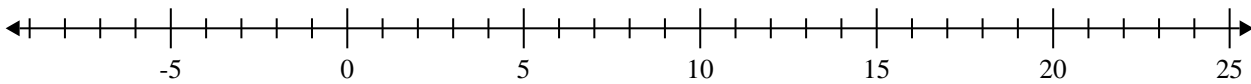
2) 5 , 12 , 19 , 13 , 7 , 8 , 15 , 6



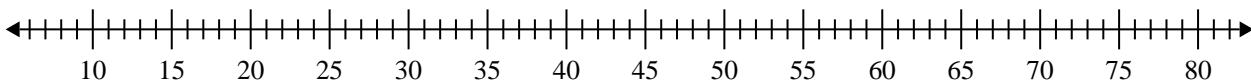
3) 23 , 53 , 60 , 78 , 77 , 60 , 33 , 25



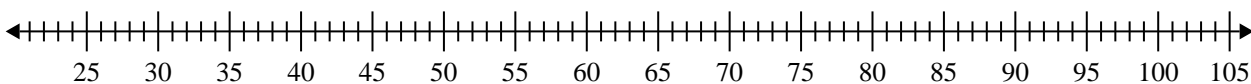
4) 10 , 8 , 6 , 7 , 20 , 14



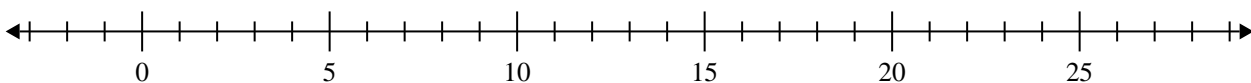
5) 20 , 70 , 48 , 60 , 29 , 68 , 31 , 46 , 21 , 63



6) 48 , 91 , 35 , 83 , 29 , 93 , 65 , 98 , 99



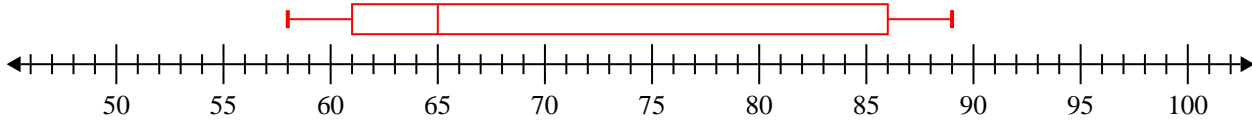
7) 15 , 8 , 11 , 19 , 20 , 7 , 14



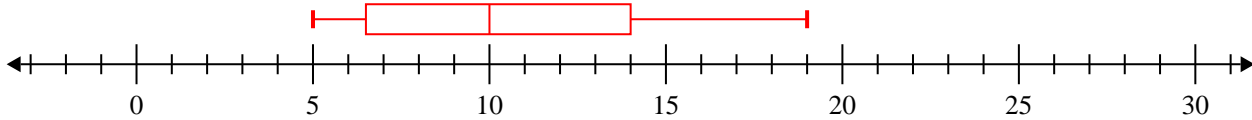


Crea un diagrama de caja del conjunto de números.

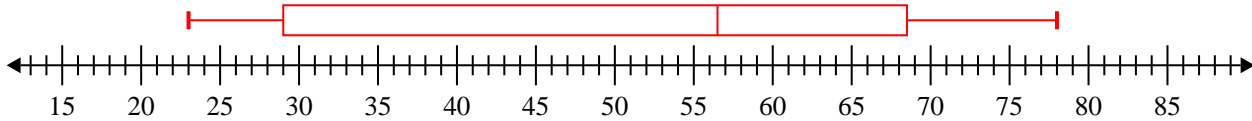
1) 65, 58, 61, 86, 89, 74, 65 **Min=58 Max=89 q1=61 Q2=65 q3=86**



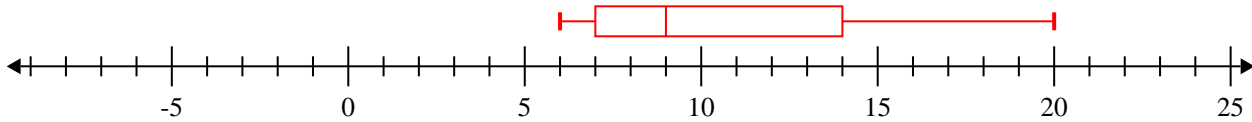
2) 5, 12, 19, 13, 7, 8, 15, 6 **Min=5 Max=19 q1=6.5 Q2=10 q3=14**



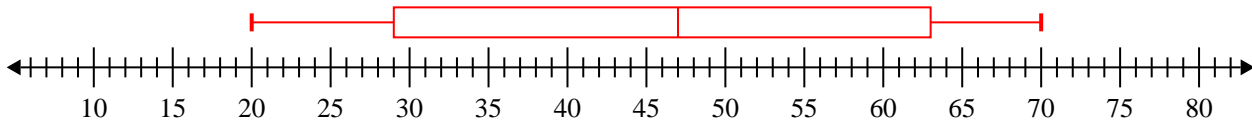
3) 23, 53, 60, 78, 77, 60, 33, 25 **Min=23 Max=78 q1=29 Q2=56.5 q3=68.5**



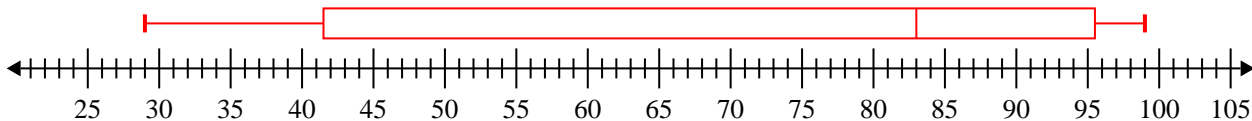
4) 10, 8, 6, 7, 20, 14 **Min=6 Max=20 q1=7 Q2=9 q3=14**



5) 20, 70, 48, 60, 29, 68, 31, 46, 21, 63 **Min=20 Max=70 q1=29 Q2=47 q3=63**



6) 48, 91, 35, 83, 29, 93, 65, 98, 99 **Min=29 Max=99 q1=41.5 Q2=83 q3=95.5**



7) 15, 8, 11, 19, 20, 7, 14 **Min=7 Max=20 q1=8 Q2=14 q3=19**

