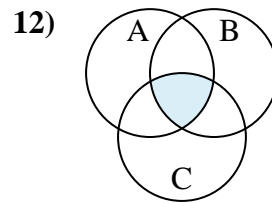
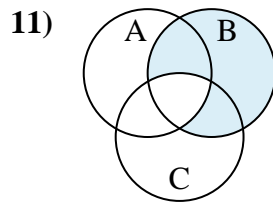
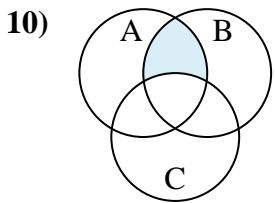
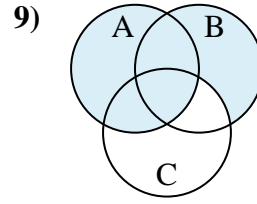
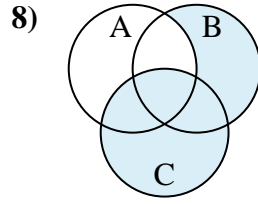
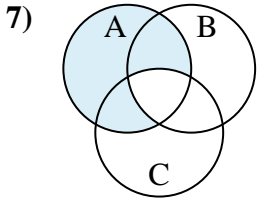
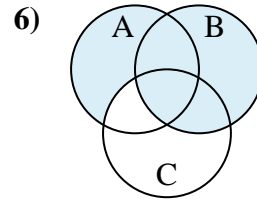
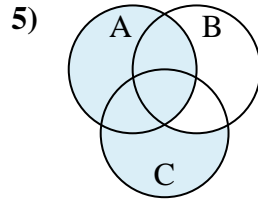
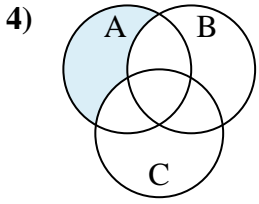
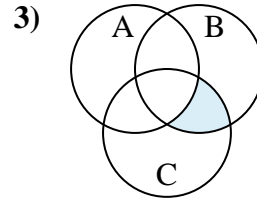
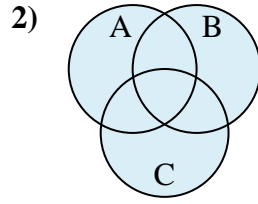
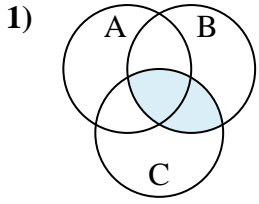




Determine la región sombreada de cada diagrama.

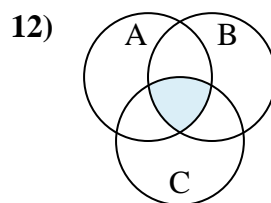
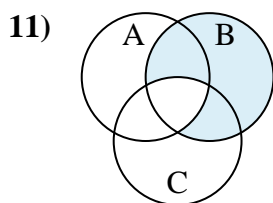
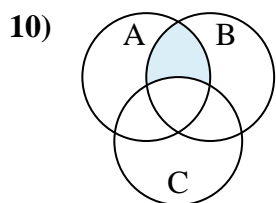
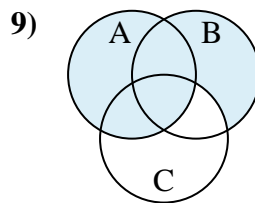
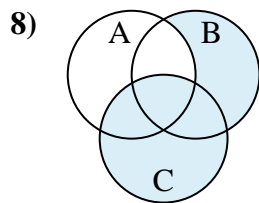
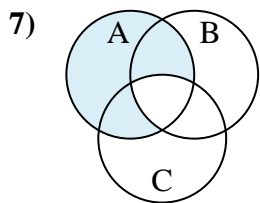
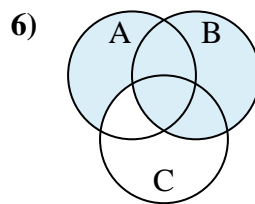
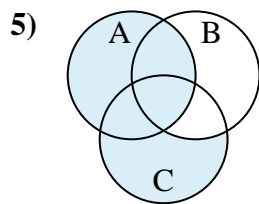
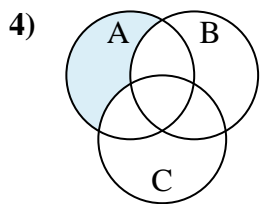
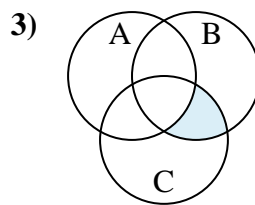
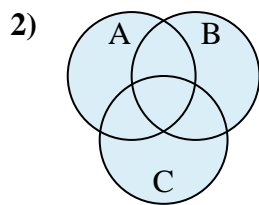
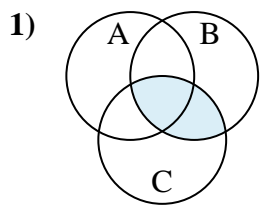
Respuestas



1. _____
2. _____
3. _____
4. _____
5. _____
6. _____
7. _____
8. _____
9. _____
10. _____
11. _____
12. _____



Determine la región sombreada de cada diagrama.



Respuestas

1. $C \cap B$

2. $C \cup A \cup B$

3. $B \cap (C - A)$

4. $A - (B \cup C)$

5. $A \cup (C - B)$

6. $B \cup (A - C)$

7. $A - (B \cap C)$

8. $C \cup (B - A)$

9. $A \cup (B - C)$

10. $B \cap (A - C)$

11. $B - (C \cap A)$

12. $C \cap B \cap A$