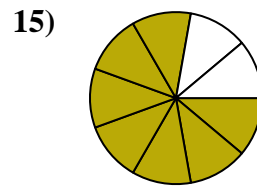
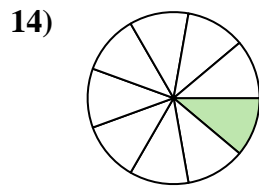
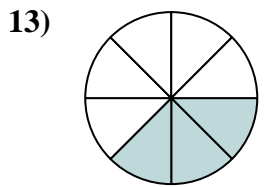
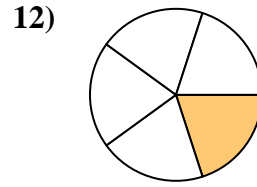
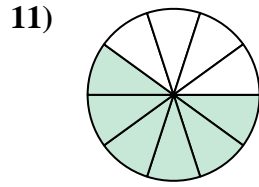
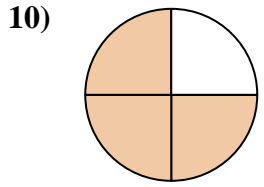
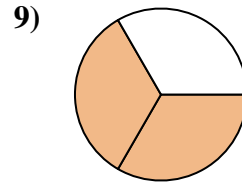
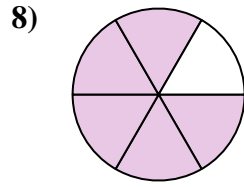
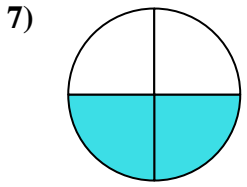
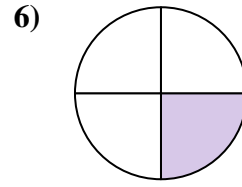
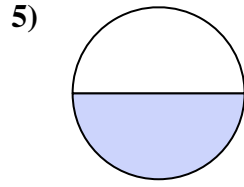
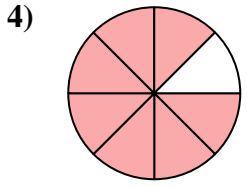
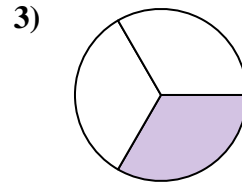
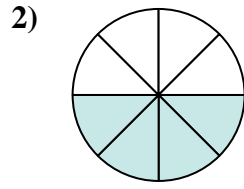
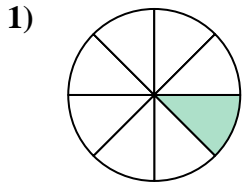




Encuentra el ángulo (en grados) de la parte sombreada del círculo.



**Respuestas**

1. \_\_\_\_\_

2. \_\_\_\_\_

3. \_\_\_\_\_

4. \_\_\_\_\_

5. \_\_\_\_\_

6. \_\_\_\_\_

7. \_\_\_\_\_

8. \_\_\_\_\_

9. \_\_\_\_\_

10. \_\_\_\_\_

11. \_\_\_\_\_

12. \_\_\_\_\_

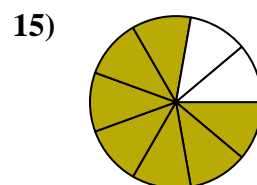
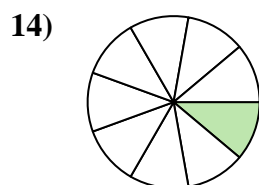
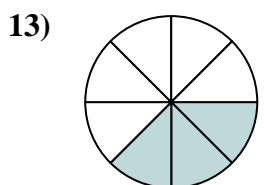
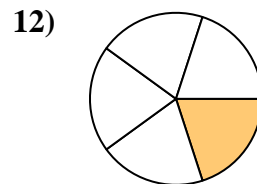
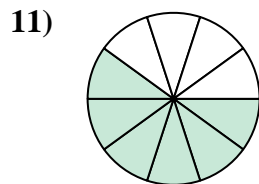
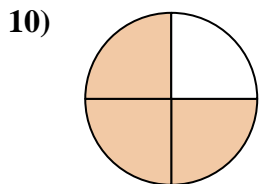
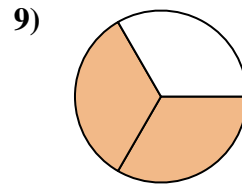
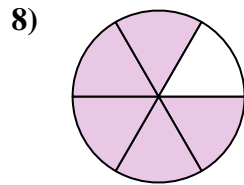
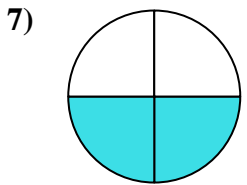
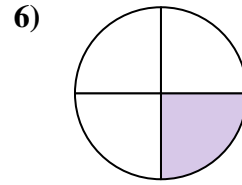
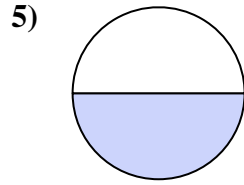
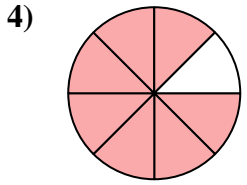
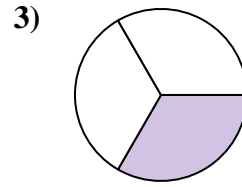
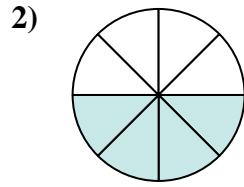
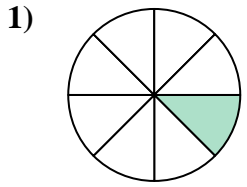
13. \_\_\_\_\_

14. \_\_\_\_\_

15. \_\_\_\_\_



Encuentra el ángulo (en grados) de la parte sombreada del círculo.



**Respuestas**

1. 45

2. 180

3. 120

4. 315

5. 180

6. 90

7. 180

8. 300

9. 240

10. 270

11. 216

12. 72

13. 135

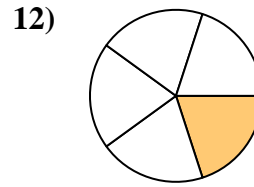
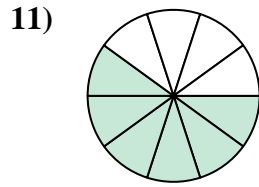
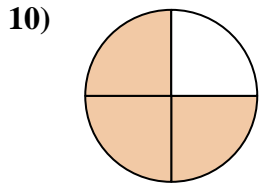
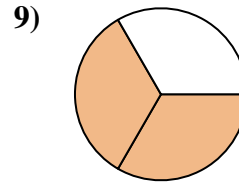
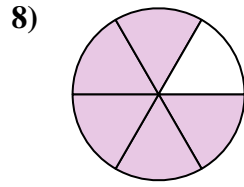
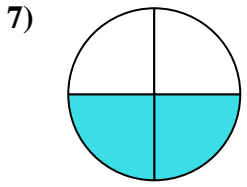
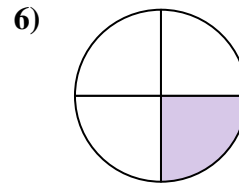
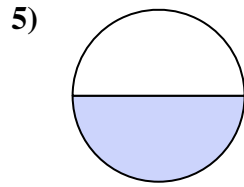
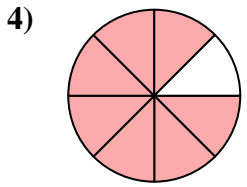
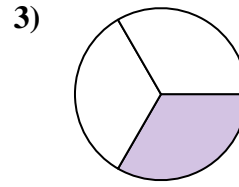
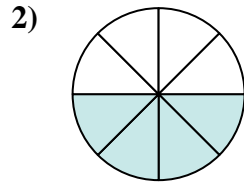
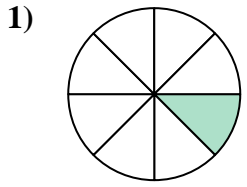
14. 40

15. 280



Encuentra el ángulo (en grados) de la parte sombreada del círculo.

90	216	45	180	180
300	240	270	120	315
180	72			



**Respuestas**

1. \_\_\_\_\_
2. \_\_\_\_\_
3. \_\_\_\_\_
4. \_\_\_\_\_
5. \_\_\_\_\_
6. \_\_\_\_\_
7. \_\_\_\_\_
8. \_\_\_\_\_
9. \_\_\_\_\_
10. \_\_\_\_\_
11. \_\_\_\_\_
12. \_\_\_\_\_