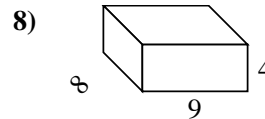
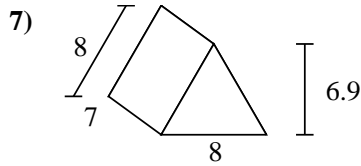
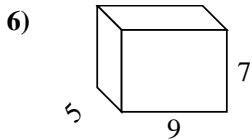
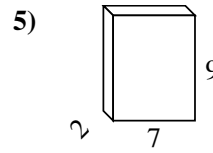
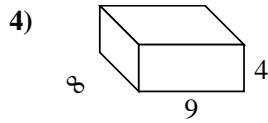
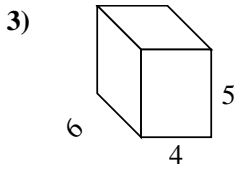
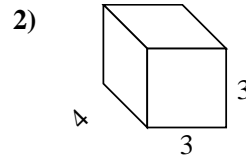
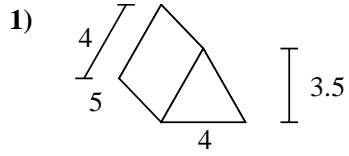
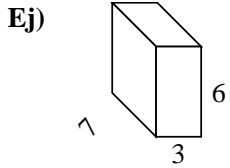




Encuentra el área de la superficie de cada figura.



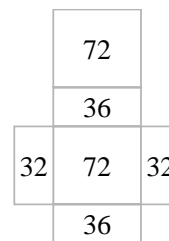
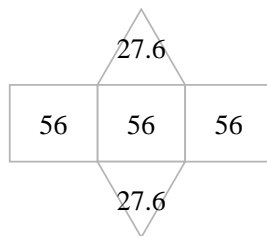
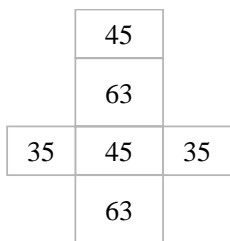
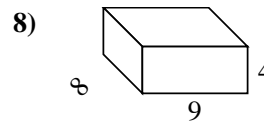
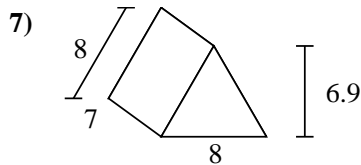
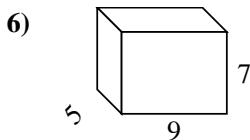
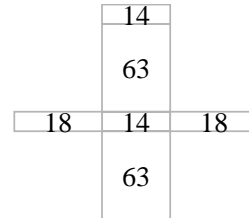
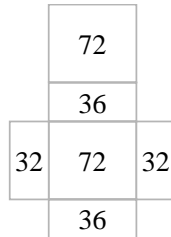
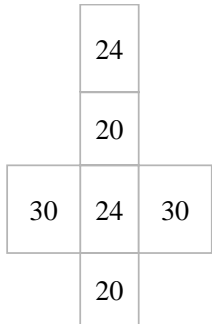
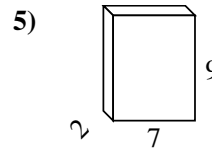
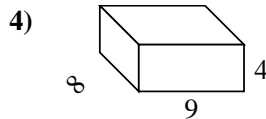
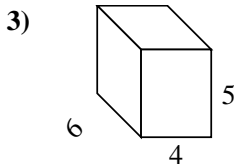
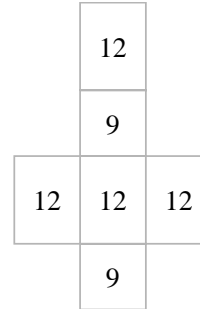
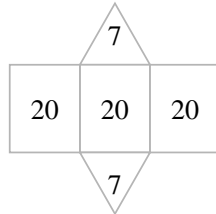
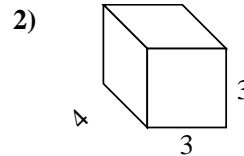
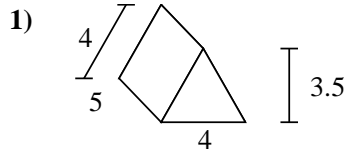
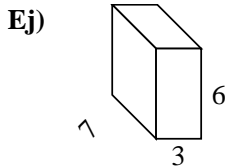
Respuestas

Ej. **162 cm²**

- 1. _____
- 2. _____
- 3. _____
- 4. _____
- 5. _____
- 6. _____
- 7. _____
- 8. _____



Encuentra el área de la superficie de cada figura.

**Respuestas**Ej. 162 cm²1. 74 cm²2. 66 cm²3. 148 cm²4. 280 cm²5. 190 cm²6. 286 cm²7. 223.2 cm²8. 280 cm²