



Determina cuál fracción va en medio para que la comparación sea verdadera.

Respuestas

1) $\frac{1}{6}$ < ? < $\frac{3}{8}$

$\frac{2}{3}$ $\frac{1}{8}$

$\frac{5}{6}$ $\frac{1}{4}$

2) $\frac{1}{2}$ < ? < $\frac{3}{4}$

$\frac{1}{6}$ $\frac{2}{3}$

$\frac{5}{6}$ $\frac{1}{8}$

3) $\frac{1}{3}$ < ? < $\frac{4}{8}$

$\frac{6}{8}$ $\frac{1}{6}$

$\frac{3}{8}$ $\frac{5}{8}$

4) $\frac{1}{6}$ < ? < $\frac{2}{4}$

$\frac{5}{6}$ $\frac{2}{6}$

$\frac{2}{3}$ $\frac{5}{8}$

5) $\frac{2}{8}$ < ? < $\frac{2}{4}$

$\frac{5}{6}$ $\frac{1}{8}$

$\frac{7}{8}$ $\frac{3}{8}$

6) $\frac{1}{4}$ < ? < $\frac{3}{8}$

$\frac{2}{6}$ $\frac{4}{6}$

$\frac{1}{6}$ $\frac{1}{2}$

7) $\frac{4}{8}$ < ? < $\frac{6}{8}$

$\frac{7}{8}$ $\frac{2}{3}$

$\frac{3}{8}$ $\frac{2}{8}$

8) $\frac{1}{4}$ < ? < $\frac{1}{2}$

$\frac{2}{6}$ $\frac{2}{3}$

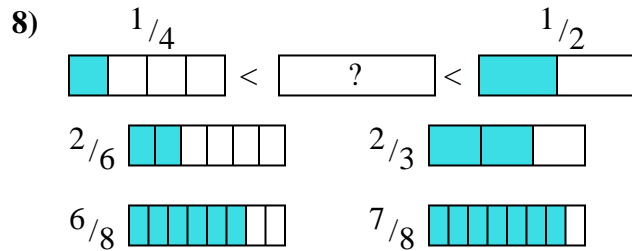
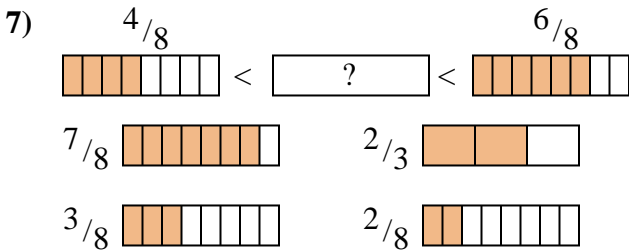
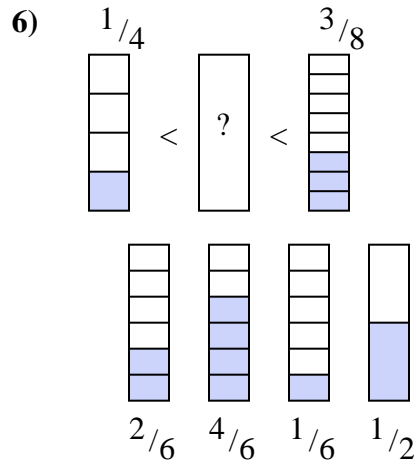
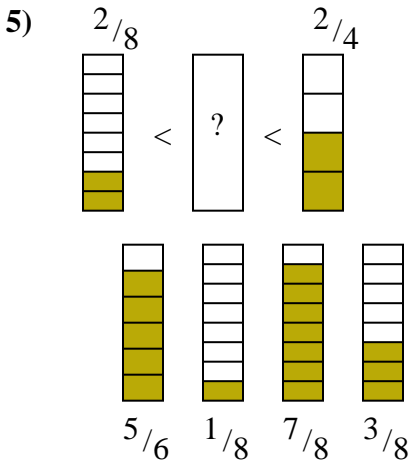
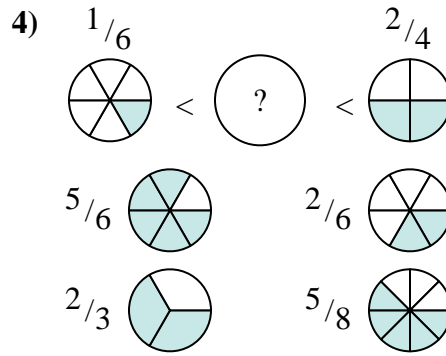
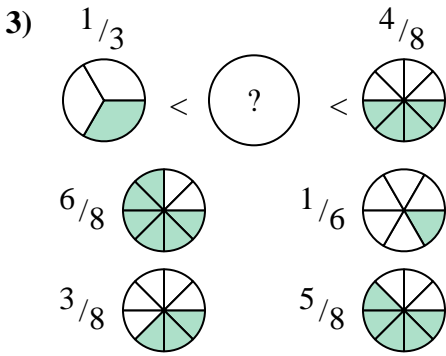
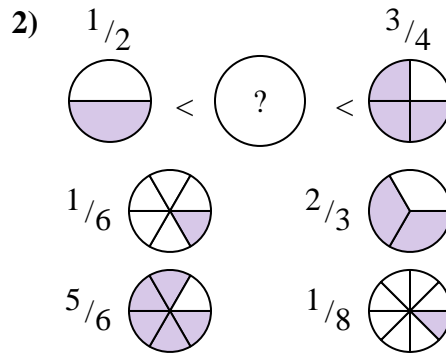
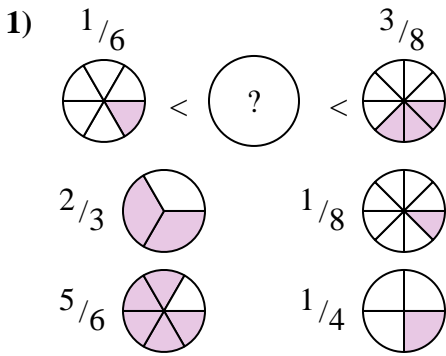
$\frac{6}{8}$ $\frac{7}{8}$

1. _____
2. _____
3. _____
4. _____
5. _____
6. _____
7. _____
8. _____



Determina cuál fracción va en medio para que la comparación sea verdadera.

Respuestas



1. $\frac{1}{4}$
2. $\frac{2}{3}$
3. $\frac{3}{8}$
4. $\frac{2}{6}$
5. $\frac{3}{8}$
6. $\frac{2}{6}$
7. $\frac{2}{3}$
8. $\frac{2}{6}$