Gráficas con una cuadrícula de coordenadas Nombre:

Complete la cuadrícula utilizando la gráfica.

1)

Día	1	2	3	4	5
Calorías quemadas	160	40	100	20	180

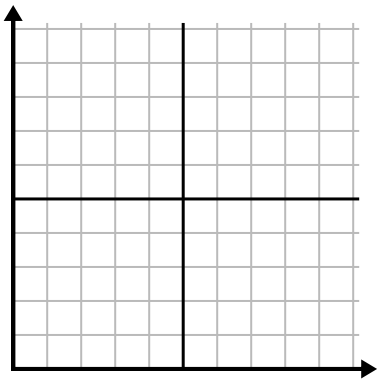

2)

Año	1	2	3	4	5
Cajas de bolígrafos utilizados	9	2	8	6	10

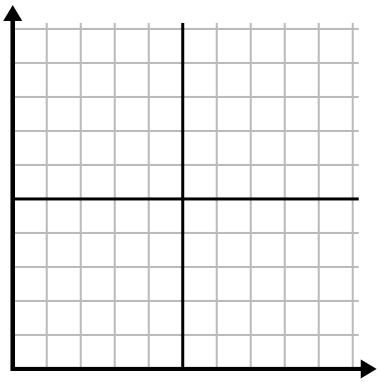

3)

Día	1	2	3	4	5
Mensajes enviados	40	25	45	5	30

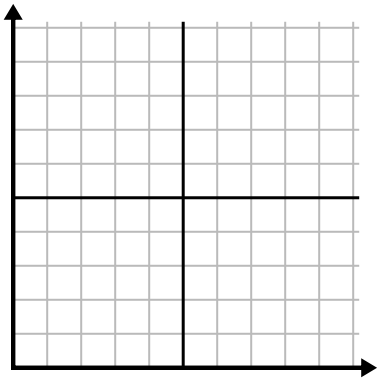

4)

Día	1	2	3	4	5	6	7
Comidas vendidas	600	900	200	1,000	500	400	700

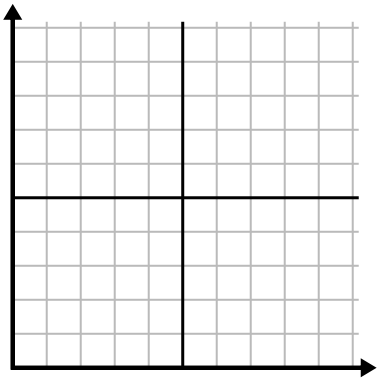

5)

Hora	1	2	3	4	5
Cantidad vendida	8	5	10	3	9

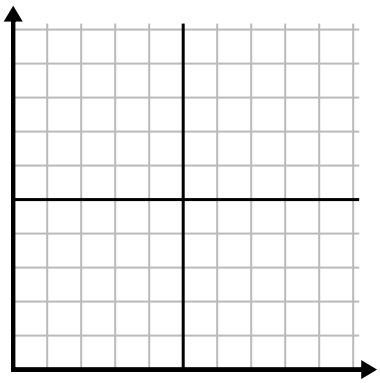

6)

Semana	1	2	3	4	5
Agua usada (galones)	70	80	10	40	100

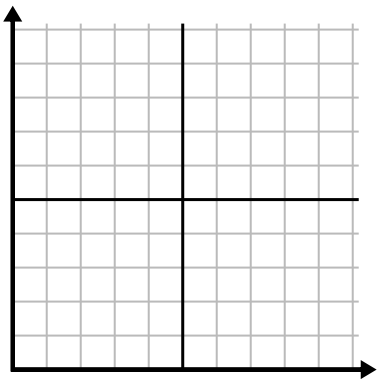

1-6	83	67	50	33	17	0

Complete la cuadrícula utilizando la gráfica.

1)

Día	1	2	3	4	5
Calorías quemadas	160	40	100	20	180

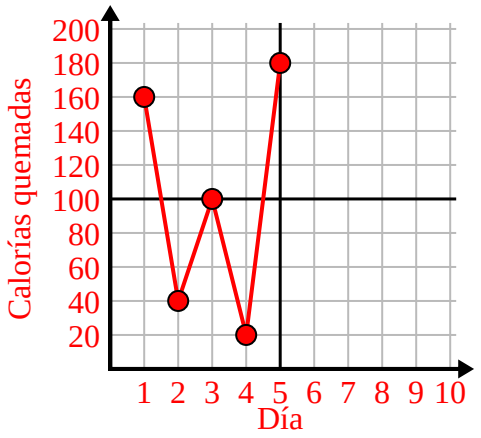

2)

Año	1	2	3	4	5
Cajas de bolígrafos utilizados	9	2	8	6	10

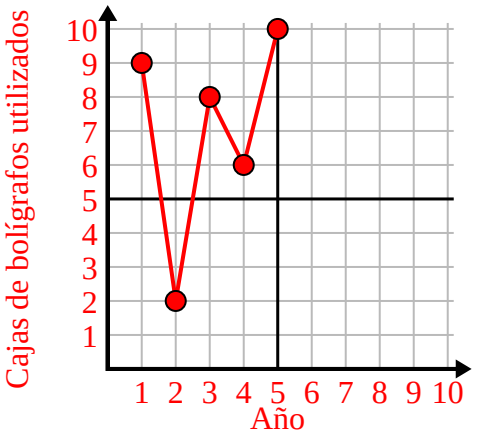

3)

Día	1	2	3	4	5
Mensajes enviados	40	25	45	5	30

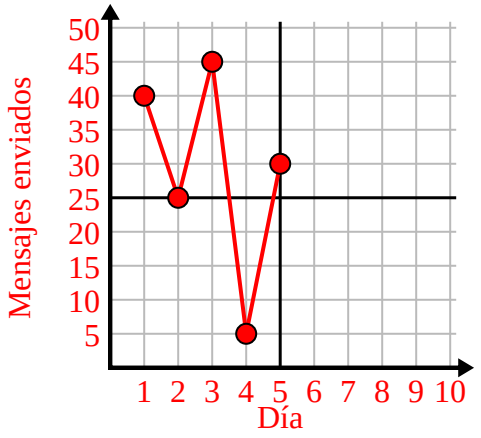

4)

Día	1	2	3	4	5	6	7
Comidas vendidas	600	900	200	1,000	500	400	700

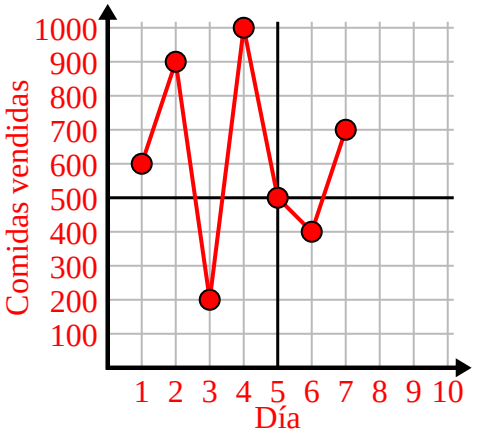

5)

Hora	1	2	3	4	5
Cantidad vendida	8	5	10	3	9

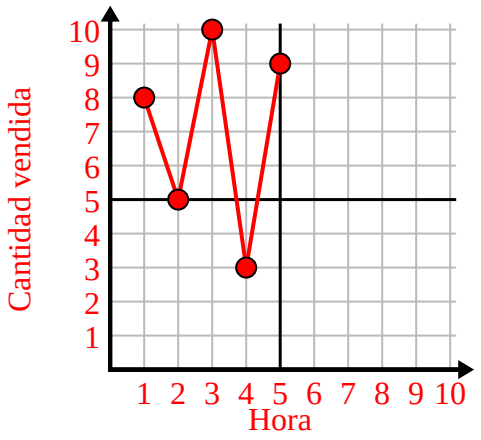

6)

Semana	1	2	3	4	5
Agua usada (galones)	70	80	10	40	100

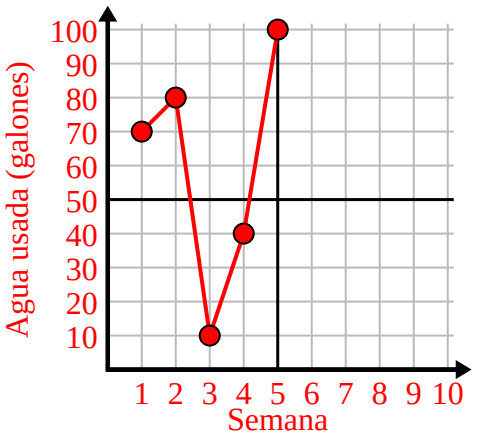

1-6	83	67	50	33	17	0